

SPRAY NOZZLES



BROADCAST SPRAY NOZZLES

- ▶ Selection Guide for Broadcast Spraying
- ▶ Turbo TeeJet
- ▶ AI TeeJet
- ▶ XR TeeJet
- ▶ DG TeeJet
- ▶ TeeJet
- ▶ TwinJet
- ▶ Turbo FloodJet
- ▶ FloodJet
- ▶ Quick Turbo FloodJet
- ▶ TeeJet Disc-Core
- ▶ FullJet
- ▶ WhirlJet
- ▶ TeeJet Double
- ▶ TeeJet Off-Center
- ▶ BoomJet
- ▶ TeeJet Swivel Spray



BANDING SPRAY NOZZLES

- ▶ Selection Guide for Banding and Directed Spraying
- ▶ TeeJet
- ▶ DG TeeJet
- ▶ AI TeeJet
- ▶ TwinJet
- ▶ TXA & TXB ConeJet
- ▶ ConeJet VisiFlo
- ▶ Row Application Kit
- ▶ TeeJet Full Cone
- ▶ TeeJet UB
- ▶ TeeJet Swivel Nozzle Bodies












SPECIALTY NOZZLES

- ▶ TeeJet Disc-Core Full Cone
- ▶ TeeJet Disc-Core Hollow Cone
- ▶ ConeJet
- ▶ TeeJet
- ▶ Eductor Nozzle
- ▶ Jet Agitator
- ▶ Tank Rinsing Nozzle
- ▶ Container Rinsing Nozzle
- ▶ 39600 Quick TeeJet
- ▶ Rollover and Plug Valves








FERTILIZER NOZZLES

- ▶ StreamJet
- ▶ Quick TeeJet 8-Orifice
- ▶ Quick TeeJet 3-Orifice
- ▶ TeeJet Flow Regulators

	Herbicides				Fungicides	
	Soil Incorporated	Pre-Emerge	Post-Emerge		Contact	Systemic
			Contact	Systemic		
 Turbo TeeJet® WIDE ANGLE FLAT SPRAY TIP	Excellent	Excellent	Good	Excellent	Good <small>(At Medium Pressure)</small>	Excellent
 AI TeeJet™ AIR INDUCTON SPRAY TIP	Excellent	Excellent	Good	Excellent		Excellent
 XR TeeJet® EXTENDED RANGE FLAT SPRAY TIP	Excellent <small>(At Lower Pressure)</small>	Excellent <small>(At Lower Pressure)</small>	Excellent	Excellent <small>(At Lower Pressure)</small>	Excellent	Excellent <small>(At Lower Pressure)</small>
 DG TeeJet® DRIFT GUARD FLAT SPRAY TIP	Excellent	Excellent	Good	Excellent	Good	Excellent
 TeeJet® STANDARD FLAT SPRAY TIP	Good	Good	Good	Good	Good	Good
 TwinJet® TWIN FLAT SPRAY TIP			Excellent		Excellent	Good
 Turbo FloodJet™ WIDE ANGLE FLAT SPRAY TIP	Excellent	Excellent		Excellent		Excellent
 FullJet™ WIDE ANGLE FULL CONE TIP	Excellent	Excellent		Excellent		Excellent
 Quick TeeJet® EIGHT ORIFICE						

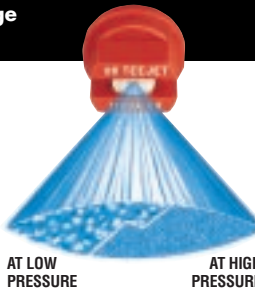
*Note: Consult the chemical manufacturer's product label for specific rate and application recommendations.

Characteristics of Common Spray Tip Materials	
	Ceramic Superior wear life; highly resistant to abrasive and corrosive chemicals
	Hardened Stainless Steel Very good wear life; good durability and chemical resistance
	Stainless Steel Good wear life; excellent chemical resistance; durable orifice
	Polymer Good wear life; good chemical resistance; orifice susceptible to damage when cleaned improperly
	Brass Poor wear life; susceptible to corrosion, especially with fertilizers

XR TeeJet® Extended Range Flat Spray Tip

- Uniform coverage at lower pressures
- Smaller droplets at high pressures for thorough coverage
- Nozzle spacing – 20 inches (50 cm)
- Spraying pressure – 15-60 PSI (1-4 bar)

Reference page 51.




AT LOW PRESSURE AT HIGH PRESSURE

TeeJet® Standard Flat Spray Tip

- Good spray penetration
- Uniform coverage along boom
- Nozzle spacing – 20 inches (50 cm)
- Spraying pressure – 30-60 PSI (2-4 bar)

Reference page 53.



Relative droplet size for each spray tip is shown in each pattern.

Insecticides		Liquid Fertilizer	Available Materials				
Contact	Systemic		Brass	Polymer	Stainless Steel	Hardened Stainless Steel	Ceramic
Good (At Medium Pressure)	Excellent	Excellent (At Lower Pressure)		●			
	Excellent	Excellent (At Lower Pressure)			110° only		
Excellent	Excellent (At Lower Pressure)	Good (At Lower Pressure)		110° only	●	●	●
Good	Excellent	Excellent (At Lower Pressure)		110° only	●		
Good	Good		●	●	●	●	
Excellent			●		●		
	Excellent	Excellent		●	●		
	Excellent	Excellent		●	●		
		Excellent		●			

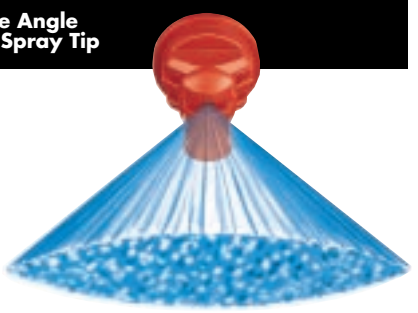
Turbo FloodJet® Wide Angle Flat Spray Tip

- Uniform coverage along boom
 - Pre-orifice design produces large droplets to reduce drift
 - Nozzle spacing – 20-40 inches (50-100 cm)
 - Spraying pressure – 10-40 PSI (0.7-3 bar)
- Reference page 55.



Turbo TeeJet® Wide Angle Flat Spray Tip

- Large, round free passages to minimize clogging
 - Excellent to use with automatic sprayer controls
 - Excellent spray pattern quality
 - Unequalled drift control from 15-90 PSI (1-6 bar)
- Reference page 48 and 49.



DG TeeJet® Drift Guard Flat Spray Tip

- Large droplets to reduce drift
 - Removable pre-orifice
 - Nozzle spacing – 20 inches (50 cm)
 - Spraying pressure – 30-60 PSI (2-4 bar)
- Reference page 52.




AI TeeJet® Air Induction Spray Tip

- Large, air-filled drops
 - Larger droplets for less drift
 - Uniform coverage in broadcast spraying
 - Nozzle spacing – 20 inches (50 cm)
 - Spraying pressure – 30-100 PSI (3-8 bar)
- Reference page 50.




TwinJet® Twin Flat Spray Tip

- Penetrates crop residue or dense foliage
 - Smaller droplets for thorough spray coverage
 - Nozzle spacing – 20 inches (50 cm)
 - Spraying pressure – 30-60 PSI (2-4 bar)
- Reference page 54.



FullJet® Wide Angle Full Cone Tip

- Uniform coverage along boom
 - Larger droplets – less drift
 - Nozzle spacing – 40 inches (100 cm)
 - Spraying pressure – 15-40 PSI (1-3 bar)
- Reference page 60.



Quick TeeJet® Eight Orifice

- Uniformly distributed streams of liquid fertilizers
 - Coarse droplets reduce drift
 - Semicircle spray pattern
 - Spraying pressure – 15-40 PSI (1-3 bar)
- Reference page 82.



Turbo TeeJet® Wide Angle Flat Spray Tips


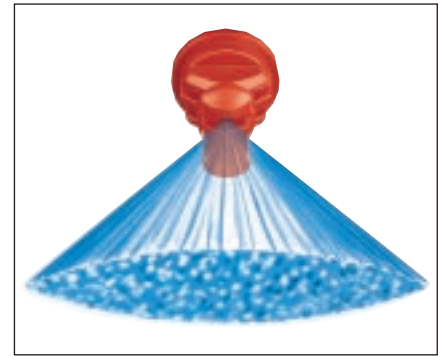
Typical Applications:

See selection guide on pages 46 and 47 for recommended typical application for Turbo TeeJet.

Features:

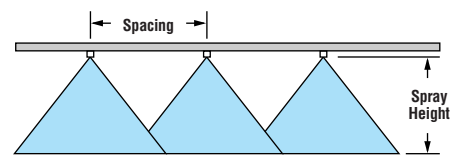
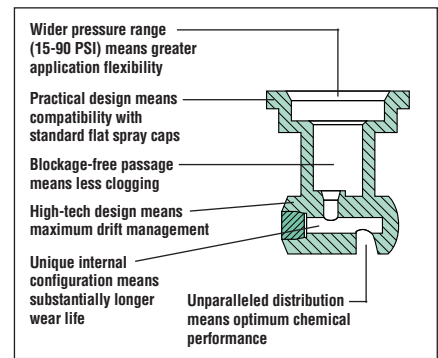
- Tapered edge wide angle flat spray pattern for uniform coverage in broadcast spraying
- Large, rounded internal passage to minimize clogging
- Excellent resistance to corrosive solutions

- Superior wear characteristics
- Larger droplets for less drift — 15-90 PSI (1-6 bar)
- Automatic spray alignment with 25612-*.NYR Quick TeeJet cap and gasket. Reference page 104 for more information
- Now available in 06 and 08 capacities



PSI	Capacity 1 Nozzle in GPM	Capacity 1 Nozzle in oz./min.	GPA \triangle 20" \triangle											
			4 mph	5 mph	6 mph	7 mph	8 mph	9 mph	10 mph	12 mph	14 mph	16 mph	18 mph	
15	0.061	8	4.5	3.6	3.0	2.6	2.3	2.0	1.8	1.5	1.3	1.1	1.0	
20	0.071	9	5.3	4.2	3.5	3.0	2.6	2.3	2.1	1.8	1.5	1.3	1.2	
30	0.087	11	6.5	5.2	4.3	3.7	3.2	2.9	2.6	2.2	1.8	1.6	1.4	
40	0.10	13	7.4	5.9	5.0	4.2	3.7	3.3	3.0	2.5	2.1	1.9	1.7	
50	0.11	14	8.2	6.5	5.4	4.7	4.1	3.6	3.3	2.7	2.3	2.0	1.8	
60	0.12	15	8.9	7.1	5.9	5.1	4.5	4.0	3.6	3.0	2.5	2.2	2.0	
75	0.14	18	10.4	8.3	6.9	5.9	5.2	4.6	4.2	3.5	3.0	2.6	2.3	
90	0.15	19	11.1	8.9	7.4	6.4	5.6	5.0	4.5	3.7	3.2	2.8	2.5	
15	0.092	12	6.8	5.5	4.6	3.9	3.4	3.0	2.7	2.3	2.0	1.7	1.5	
20	0.11	14	8.2	6.5	5.4	4.7	4.1	3.6	3.3	2.7	2.3	2.0	1.8	
30	0.13	17	9.7	7.7	6.4	5.5	4.8	4.3	3.9	3.2	2.8	2.4	2.1	
40	0.15	19	11.1	8.9	7.4	6.4	5.6	5.0	4.5	3.7	3.2	2.8	2.5	
50	0.17	22	12.6	10.1	8.4	7.2	6.3	5.6	5.0	4.2	3.6	3.2	2.8	
60	0.18	23	13.4	10.7	8.9	7.6	6.7	5.9	5.3	4.5	3.8	3.3	3.0	
75	0.21	27	15.6	12.5	10.4	8.9	7.8	6.9	6.2	5.2	4.5	3.9	3.5	
90	0.23	29	17.1	13.7	11.4	9.8	8.5	7.6	6.8	5.7	4.9	4.3	3.8	
15	0.12	15	8.9	7.1	5.9	5.1	4.5	4.0	3.6	3.0	2.5	2.2	2.0	
20	0.14	18	10.4	8.3	6.9	5.9	5.2	4.6	4.2	3.5	3.0	2.6	2.3	
30	0.17	22	12.6	10.1	8.4	7.2	6.3	5.6	5.0	4.2	3.6	3.2	2.8	
40	0.20	26	14.9	11.9	9.9	8.5	7.4	6.6	5.9	5.0	4.2	3.7	3.3	
50	0.22	28	16.3	13.1	10.9	9.3	8.2	7.3	6.5	5.4	4.7	4.1	3.6	
60	0.24	31	17.8	14.3	11.9	10.2	8.9	7.9	7.1	5.9	5.1	4.5	4.0	
75	0.27	35	20	16.0	13.4	11.5	10.0	8.9	8.0	6.7	5.7	5.0	4.5	
90	0.30	38	22	17.8	14.9	12.7	11.1	9.9	8.9	7.4	6.4	5.6	5.0	
15	0.18	23	13.4	10.7	8.9	7.6	6.7	5.9	5.3	4.5	3.8	3.3	3.0	
20	0.21	27	15.6	12.5	10.4	8.9	7.8	6.9	6.2	5.2	4.5	3.9	3.5	
30	0.26	33	19.3	15.4	12.9	11.0	9.7	8.6	7.7	6.4	5.5	4.8	4.3	
40	0.30	38	22	17.8	14.9	12.7	11.1	9.9	8.9	7.4	6.4	5.6	5.0	
50	0.34	44	25	20	16.8	14.4	12.6	11.2	10.1	8.4	7.2	6.3	5.6	
60	0.37	47	27	22	18.3	15.7	13.7	12.2	11.0	9.2	7.8	6.9	6.1	
75	0.41	52	30	24	20	17.4	15.2	13.5	12.2	10.1	8.7	7.6	6.8	
90	0.45	58	33	27	22	19.1	16.7	14.9	13.4	11.1	9.5	8.4	7.4	
15	0.24	31	17.8	14.3	11.9	10.2	8.9	7.9	7.1	5.9	5.1	4.5	4.0	
20	0.28	36	21	16.6	13.9	11.9	10.4	9.2	8.3	6.9	5.9	5.2	4.6	
30	0.35	45	26	21	17.3	14.9	13.0	11.6	10.4	8.7	7.4	6.5	5.8	
40	0.40	51	30	24	19.8	17.0	14.9	13.2	11.9	9.9	8.5	7.4	6.6	
50	0.45	58	33	27	22	19.1	16.7	14.9	13.4	11.1	9.5	8.4	7.4	
60	0.49	63	36	29	24	21	18.2	16.2	14.6	12.1	10.4	9.1	8.1	
75	0.55	70	41	33	27	23	20	18.2	16.3	13.6	11.7	10.2	9.1	
90	0.60	77	45	36	30	25	22	19.8	17.8	14.9	12.7	11.1	9.9	
15	0.31	40	23	18.4	15.3	13.2	11.5	10.2	9.2	7.7	6.6	5.8	5.1	
20	0.35	45	26	21	17.3	14.9	13.0	11.6	10.4	8.7	7.4	6.5	5.8	
30	0.43	55	32	26	21	18.2	16.0	14.2	12.8	10.6	9.1	8.0	7.1	
40	0.50	64	37	30	25	21	18.6	16.5	14.9	12.4	10.6	9.3	8.3	
50	0.56	72	42	33	28	24	21	18.5	16.6	13.9	11.9	10.4	9.2	
60	0.61	78	45	36	30	26	23	20	18.1	15.1	12.9	11.3	10.1	
75	0.68	87	50	40	34	29	25	22	20	16.8	14.4	12.6	11.2	
90	0.75	96	56	45	37	32	28	25	22	18.6	15.9	13.9	12.4	
15	0.37	47	27	22	18.3	15.7	13.7	12.2	11.0	9.2	7.8	6.9	6.1	
20	0.42	54	31	25	21	17.8	15.6	13.9	12.5	10.4	8.9	7.8	6.9	
30	0.52	67	39	31	26	22	19.3	17.2	15.4	12.9	11.0	9.7	8.6	
40	0.60	77	45	36	30	25	22	19.8	17.8	14.9	12.7	11.1	9.9	
50	0.67	86	50	40	33	28	25	22	19.9	16.6	14.2	12.4	11.1	
60	0.73	93	54	43	36	31	27	24	22	18.1	15.5	13.6	12.0	
75	0.82	105	61	49	41	35	30	27	24	20	17.4	15.2	13.5	
90	0.90	115	67	53	45	38	33	30	27	22	19.1	16.7	14.9	
15	0.49	63	36	29	24	21	18.2	16.2	14.6	12.1	10.4	9.1	8.1	
20	0.57	73	42	34	28	24	21	18.8	16.9	14.1	12.1	10.6	9.4	
30	0.69	88	51	41	34	29	26	23	20	17.1	14.6	12.8	11.4	
40	0.80	102	59	48	40	34	30	26	24	19.8	17.0	14.9	13.2	
50	0.89	114	66	53	44	38	33	29	26	22	18.9	16.5	14.7	
60	0.98	125	73	58	49	42	36	32	29	24	21	18.2	16.2	
75	1.10	141	82	65	54	47	41	36	33	27	23	20	18.2	
90	1.20	154	89	71	59	51	45	40	36	30	25	22	19.8	

Note: Always double check your application rates. See pages 124 and 125 for useful formulas and information.



Adjust spray height in the field to overlap approximately 30% of each edge of pattern.

Suggested Spray Height

20"	15 - 18"
5.1	5.1
5.8	5.8
7.1	7.1
8.3	8.3
9.2	9.2
10.4	10.4
11.9	11.9
13.4	13.4
15.1	15.1
16.8	16.8
18.6	18.6

See page 125 for a complete table of spray heights and coverages.

How to order:

Specify tip number.

Example:

TT11001-VP – Polymer with VisiFlo® color-coding

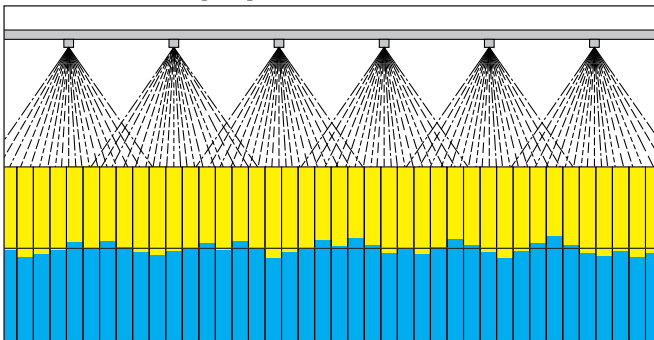
Tip innovation revolutionizes drift management, convenience.

Drift is a problem that may be difficult to eliminate in some cases, but it can be managed. Until now applicators have been forced to choose drift-reducing tips that sacrifice spray pattern uniformity.

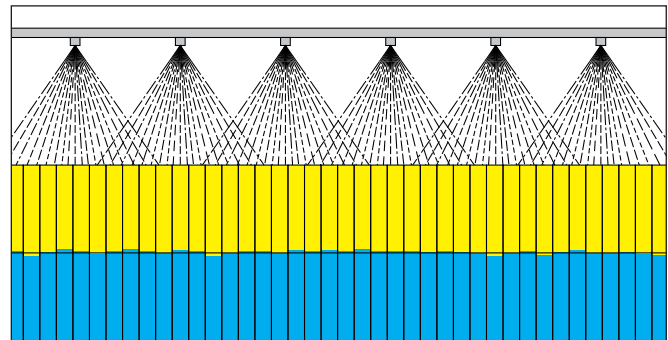
The Turbo TeeJet® nozzle answers this concern by dramatically improving distribution uniformity. The tip produces larger droplets that resist drift — less than 2 percent of the sprayed volume is in droplets under 150 microns at 30 PSI (2 bar). Yet the distribution is more uniform over a variety of pressures than standard flat fan spray nozzles. The Turbo TeeJet shows a coefficient of variation far below that of a standard flat spray nozzle. Because chemicals are more accurately placed, they're better able to do their job.

Aside from reducing drift and maximizing chemical performance, the Turbo TeeJet offers economic benefits to applicators. The tip's unusually wide pressure range of 15-90 PSI (1-6 bar) allows applicators with automatic rate controllers to travel at a wider range of speeds. In addition, it saves time because applicators don't have to switch nozzles as often when selecting different application rates; the wide pressure range and changes in speed produces application rates that vary by as much as 33 gallons per acre with the same tip instead of having to switch to a tip with a larger capacity.

Standard Flat Spray Nozzle



Turbo TeeJet Nozzle



Typical Applications:

See selection guide on pages 46 and 47 for recommended typical application for AI TeeJet.

Features:

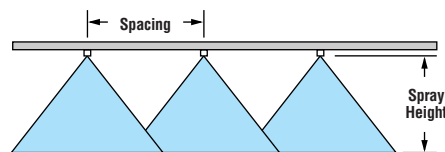
- Stainless steel insert produces tapered edge flat spray pattern for uniform coverage in broadcast spraying
- Polymer insert holder and pre-orifice with VisiFlo® color-coding

- Larger droplets for less drift
- Depending on the chemical, produces large air-filled drops through the use of a venturi air aspirator
- Automatic spray alignment with 25598*-NYR Quick TeeJet® cap and gasket. Reference page 104 for more information
- Now available in 06, 08, and 10 capacities



PSI	Capacity l Nozzle in GPM	Capacity l Nozzle in oz./min.	GPA \triangle 20" \triangle												
			4 mph	5 mph	6 mph	7 mph	8 mph	9 mph	10 mph	12 mph	14 mph	16 mph	18 mph		
30	0.13	17	9.7	7.7	6.4	5.5	4.8	4.3	3.9	3.2	2.8	2.4	2.1		
40	0.15	19	11.1	8.9	7.4	6.4	5.6	5.0	4.4	3.7	3.2	2.8	2.5		
50	0.17	22	12.6	10.1	8.4	7.2	6.3	5.6	5.0	4.2	3.6	3.2	2.8		
60	0.18	23	13.4	10.7	8.9	7.6	6.7	5.9	5.3	4.5	3.8	3.3	3.0		
70	0.20	26	14.9	11.9	9.9	8.5	7.4	6.6	5.9	5.0	4.2	3.7	3.3		
80	0.21	27	15.6	12.5	10.4	8.9	7.8	6.9	6.2	5.2	4.5	3.9	3.5		
90	0.23	29	17.1	13.7	11.4	9.8	8.5	7.6	6.8	5.7	4.9	4.3	3.8		
100	0.24	31	17.8	14.3	11.9	10.2	8.9	7.9	7.1	5.9	5.1	4.5	4.0		
30	0.17	22	12.6	10.1	8.4	7.2	6.3	5.6	5.0	4.2	3.6	3.2	2.8		
40	0.20	26	14.9	11.9	9.9	8.5	7.4	6.6	5.9	5.0	4.2	3.7	3.3		
50	0.22	28	16.3	13.1	10.9	9.3	8.2	7.3	6.5	5.4	4.7	4.1	3.6		
60	0.24	31	17.8	14.3	11.9	10.2	8.9	7.9	7.1	5.9	5.1	4.5	4.0		
70	0.26	33	19.3	15.4	12.9	11.0	9.7	8.6	7.7	6.4	5.5	4.8	4.3		
80	0.28	36	21	16.6	13.9	11.9	10.4	9.2	8.3	6.9	5.9	5.2	4.6		
90	0.30	38	22	17.8	14.9	12.7	11.1	9.9	8.9	7.4	6.4	5.6	5.0		
100	0.32	41	24	19.0	15.8	13.6	11.9	10.6	9.5	7.9	6.8	5.9	5.3		
30	0.22	28	16.3	13.1	10.9	9.3	8.2	7.3	6.5	5.4	4.7	4.1	3.6		
40	0.25	32	18.6	14.9	12.4	10.6	9.3	8.3	7.4	6.2	5.3	4.6	4.1		
50	0.28	36	21	16.6	13.9	11.9	10.4	9.2	8.3	6.9	5.9	5.2	4.6		
60	0.31	40	23	18.4	15.3	13.2	11.5	10.2	9.2	7.7	6.6	5.8	5.1		
70	0.33	42	25	19.6	16.3	14.0	12.3	10.9	9.8	8.2	7.0	6.1	5.4		
80	0.35	45	26	21	17.3	14.9	13.0	11.6	10.4	8.7	7.4	6.5	5.8		
90	0.38	49	28	23	18.8	16.1	14.1	12.5	11.3	9.4	8.1	7.1	6.3		
100	0.40	51	30	24	19.8	17.0	14.9	13.2	11.9	9.9	8.5	7.4	6.6		
30	0.26	33	19.3	15.4	12.9	11.0	9.7	8.6	7.7	6.4	5.5	4.8	4.3		
40	0.30	38	22	17.8	14.9	12.7	11.1	9.9	8.9	7.4	6.4	5.6	5.0		
50	0.34	42	25	20	16.8	14.4	12.6	11.2	10.1	8.3	7.2	6.3	5.6		
60	0.37	47	27	22	18.3	15.7	13.7	12.2	11.0	9.2	7.8	6.9	6.1		
70	0.40	51	30	24	19.8	17.0	14.9	13.2	11.9	9.9	8.5	7.4	6.6		
80	0.42	54	31	25	21	17.8	15.6	13.9	12.5	10.4	8.9	7.8	6.9		
90	0.45	58	33	27	22	19.1	16.7	14.9	13.4	11.1	9.5	8.4	7.4		
100	0.47	60	35	28	23	19.9	17.4	15.5	14.0	11.6	10.0	8.7	7.8		
30	0.35	45	26	21	17.3	14.9	13.0	11.6	10.4	8.7	7.4	6.5	5.8		
40	0.40	51	30	24	19.8	17.0	14.9	13.2	11.9	9.9	8.5	7.4	6.6		
50	0.45	58	33	27	22	19.1	16.7	14.9	13.4	11.1	9.5	8.4	7.4		
60	0.49	63	36	29	24	21	18.2	16.2	14.6	12.1	10.4	9.1	8.1		
70	0.53	68	39	31	26	22	19.7	17.5	15.7	13.1	11.2	9.8	8.7		
80	0.57	73	42	34	28	24	21	18.8	16.9	14.1	12.1	10.6	9.4		
90	0.60	77	45	36	30	25	22	19.8	17.8	14.9	12.7	11.1	9.9		
100	0.63	81	47	37	31	27	23	21	18.7	15.6	13.4	11.7	10.4		
30	0.43	55	32	26	21	18.2	16.0	14.2	12.8	10.6	9.1	8.0	7.1		
40	0.50	64	37	30	25	21	18.6	16.5	14.9	12.4	10.6	9.3	8.3		
50	0.56	72	42	33	28	24	21	18.5	16.6	13.9	11.9	10.4	9.2		
60	0.61	78	45	36	30	26	23	20	18.1	15.1	12.9	11.3	10.1		
70	0.66	84	49	39	33	28	25	22	19.6	16.3	14.0	12.3	10.9		
80	0.71	91	53	42	35	30	26	23	21	17.6	15.1	13.2	11.7		
90	0.75	96	56	45	37	32	28	25	22	18.6	15.9	13.9	12.4		
100	0.79	101	59	47	39	34	29	26	23	19.6	16.8	14.7	13.0		
30	0.52	67	39	31	26	22	19.3	17.2	15.4	12.9	11.0	9.7	8.6		
40	0.60	77	45	36	30	25	22	19.8	17.8	14.9	12.7	11.1	9.9		
50	0.67	86	50	40	33	28	25	22	19.9	16.6	14.2	12.4	11.1		
60	0.73	93	54	43	36	31	29	24	22	18.1	15.5	13.6	12.0		
70	0.79	101	59	47	39	34	29	26	23	19.6	16.8	14.7	13.0		
80	0.85	109	63	50	42	36	32	28	25	21	18.0	15.8	14.0		
90	0.90	115	67	53	45	38	33	30	27	22	19.1	16.7	14.9		
100	0.95	122	71	56	47	40	35	31	28	24	20	17.6	15.7		
30	0.69	88	51	41	34	29	26	23	20	17.1	14.6	12.8	11.4		
40	0.80	102	59	48	40	34	30	26	24	19.8	17.0	14.9	13.2		
50	0.89	114	66	53	44	38	33	29	26	22	18.9	16.5	14.7		
60	0.98	125	73	58	49	42	36	32	29	24	21	18.2	16.2		
70	1.06	136	79	63	52	45	39	35	31	26	24	21	19.7		
80	1.13	145	84	67	56	48	42	37	34	28	24	21	18.6		
90	1.20	154	89	71	59	51	45	40	36	30	25	22	19.8		
100	1.26	161	94	75	62	53	47	42	37	31	27	23	21		
30	0.87	111	65	52	43	37	32	29	26	22	18.5	16.1	14.4		
40	1.00	128	74	59	50	42	37	33	30	25	21	18.6	16.5		
50	1.12	143	83	67	55	48	42	37	33	28	24	21	18.5		
60	1.22	156	91	72	60	52	45	40	36	30	26	23	20		
70	1.32	169	98	78	65	56	49	44	39	33	28	25	22		
80	1.41	180	105	84	70	60	52	47	42	35	30	26	23		
90	1.50	192	111	89	74	64	56	50	45	37	32	28	25		
100	1.58	202	117	94	78	67	59	52	47	39	34	29	26		

Note: Always double check your application rates. See pages 124 and 125 for useful formulas and information.



Adjust spray height in the field to overlap approximately 30% of each edge of pattern.

Suggested Minimum Spray Height

110°	15 - 18"

See page 125 for a complete table of spray heights and coverages.

How to order:

Specify tip number.

Examples:

AI11004-VS – Stainless Steel with VisiFlo color-coding

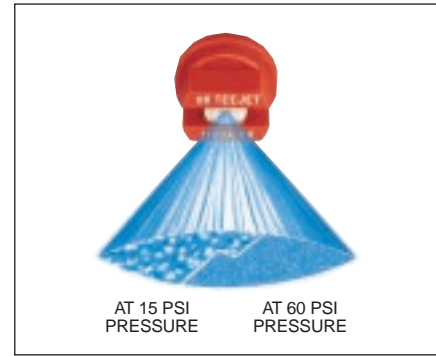
Typical Applications:


See selection guide on pages 46 and 47 for recommended typical application for XR TeeJet.

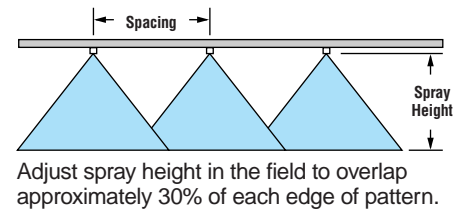
Features:

- Excellent spray distribution over a wide range of pressures—15-60 PSI (1-4 bar)
- Ideal for rigs equipped with sprayer controllers
- Reduces drift at lower pressures, better coverage at higher pressures

- Available in stainless steel, hardened stainless steel, ceramic and polymer in 80° and 110° spray angles...with VisiFlo® color-coding
- Available in ceramic sizes 03 thru 08
- Automatic spray alignment with 25612*-NYR Quick TeeJet cap and gasket. Reference page 104 for more information
- Automatic spray alignment for sizes 10 and 15 with 25610*-NYR Quick TeeJet cap and gasket. Reference page 104 for more information



Icon	PSI	Capacity 1 Nozzle in GPM	Capacity 1 Nozzle in oz./min.	GPA  20°												
				4 mph	5 mph	6 mph	7 mph	8 mph	9 mph	10 mph	12 mph	14 mph	16 mph	18 mph		
XR8001VS* XR11001VS* (100)	15	0.061	8	4.5	3.6	3.0	2.6	2.3	2.0	1.8	1.5	1.3	1.1	1.0		
	20	0.071	9	5.3	4.2	3.5	3.0	2.6	2.3	2.1	1.8	1.5	1.3	1.2		
	30	0.087	11	6.5	5.2	4.3	3.7	3.2	2.9	2.6	2.2	1.8	1.6	1.4		
	40	0.10	13	7.4	5.9	5.0	4.2	3.7	3.3	3.0	2.5	2.1	1.9	1.7		
	50	0.11	14	8.2	6.5	5.4	4.7	4.1	3.6	3.3	2.7	2.3	2.0	1.8		
XR80015VS* XR110015VS* (100)	15	0.092	12	6.8	5.5	4.6	3.9	3.4	3.0	2.7	2.3	2.0	1.7	1.5		
	20	0.11	14	8.2	6.5	5.4	4.7	4.1	3.6	3.3	2.7	2.3	2.0	1.8		
	30	0.13	17	9.7	7.7	6.4	5.5	4.8	4.3	3.9	3.2	2.8	2.4	2.1		
	40	0.15	19	11.1	8.9	7.4	6.4	5.6	5.0	4.5	3.7	3.2	2.8	2.5		
	50	0.17	22	12.6	10.1	8.4	7.2	6.3	5.6	5.0	4.2	3.6	3.2	2.8		
XR8002VS* XR11002-VS* (50)	15	0.12	15	8.9	7.1	5.9	5.1	4.5	4.0	3.6	3.0	2.5	2.2	2.0		
	20	0.14	18	10.4	8.3	6.9	5.9	5.2	4.6	4.2	3.5	3.0	2.6	2.3		
	30	0.17	22	12.6	10.1	8.4	7.2	6.3	5.6	5.0	4.2	3.6	3.2	2.8		
	40	0.20	26	14.9	11.9	9.9	8.5	7.4	6.6	5.9	5.0	4.2	3.7	3.3		
	50	0.22	28	16.3	13.1	10.9	9.3	8.2	7.3	6.5	5.4	4.7	4.1	3.6		
XR8003VS* XR11003-VS* (50)	15	0.18	23	13.4	10.7	8.9	7.6	6.7	5.9	5.3	4.5	3.8	3.3	3.0		
	20	0.21	27	15.6	12.5	10.4	8.9	7.8	6.9	6.2	5.2	4.5	3.9	3.5		
	30	0.26	33	19.3	15.4	12.9	11.0	9.7	8.6	7.7	6.4	5.5	4.8	4.3		
	40	0.30	38	22	17.8	14.9	12.7	11.1	9.9	8.9	7.4	6.4	5.6	5.0		
	50	0.34	44	25	20	16.8	14.4	12.6	11.2	10.1	8.4	7.2	6.3	5.6		
XR8004VS* XR11004-VS* (50)	15	0.24	31	18	14.3	11.9	10.2	8.9	7.9	7.1	5.9	5.1	4.5	4.0		
	20	0.28	36	21	16.6	13.9	11.9	10.4	9.2	8.3	6.9	5.9	5.2	4.6		
	30	0.35	45	26	21	17.3	14.9	13.0	11.6	10.4	8.7	7.4	6.5	5.8		
	40	0.40	51	30	24	19.8	17.0	14.9	13.2	11.9	9.9	8.5	7.4	6.6		
	50	0.45	58	33	27	22	19.1	16.7	14.9	13.4	11.1	9.5	8.4	7.4		
XR8005VS* XR11005-VS* (50)	15	0.31	40	23	18.4	15.3	13.2	11.5	10.2	9.2	7.7	6.6	5.8	5.1		
	20	0.35	45	26	21	17.3	14.9	13.0	11.6	10.4	8.7	7.4	6.5	5.8		
	30	0.43	55	32	26	21	18.2	16.0	14.2	12.8	10.6	9.1	8.0	7.1		
	40	0.50	64	37	30	25	21	18.6	16.5	14.9	12.4	10.6	9.3	8.3		
	50	0.56	72	42	33	28	24	21	18.5	16.6	13.9	11.9	10.4	9.2		
XR8006VS XR11006-VS (50)	15	0.37	47	27	22	18.3	15.7	13.7	12.2	11.0	9.2	7.8	6.9	6.1		
	20	0.42	54	31	25	21	17.8	15.6	13.9	12.5	10.4	8.9	7.8	6.9		
	30	0.52	67	39	31	26	22	19.3	17.2	15.4	12.9	11.0	9.7	8.6		
	40	0.60	77	45	36	30	25	22	19.8	17.8	14.9	12.7	11.1	9.9		
	50	0.67	86	50	40	33	28	25	22	19.9	16.6	14.2	12.4	11.1		
XR8008VS XR11008-VS (50)	15	0.49	63	36	29	24	21	18.2	16.2	14.6	12.1	10.4	9.1	8.1		
	20	0.57	73	42	34	28	24	21	18.8	16.9	14.1	12.1	10.6	9.4		
	30	0.69	88	51	41	34	29	26	23	20	17.1	14.6	12.8	11.4		
	40	0.80	102	59	48	40	34	30	26	24	19.8	17.0	14.9	13.2		
	50	0.89	114	66	53	44	38	33	29	26	22	18.9	16.5	14.7		
XR8010SS XR11010SS	15	0.61	78	45	36	30	26	23	20	18.1	15.1	12.9	11.3	10.1		
	20	0.71	91	53	42	35	30	26	23	21	17.6	15.1	13.2	11.7		
	30	0.87	111	65	52	43	37	32	29	26	22	18.5	16.1	14.4		
	40	1.00	128	74	59	50	42	37	33	30	25	21	18.6	16.5		
	50	1.12	143	83	67	55	48	42	37	33	28	24	21	18.5		
XR8015SS XR11015SS	15	0.92	118	68	55	46	39	34	30	27	23	19.5	17.1	15.2		
	20	1.06	136	79	63	52	45	39	35	31	26	22	19.7	17.5		
	30	1.30	166	97	77	64	55	48	43	39	32	28	24	21		
	40	1.50	192	111	89	74	64	56	50	45	37	32	28	25		
	50	1.68	215	125	100	83	71	62	55	50	42	36	31	28		
60	1.84	236	137	109	91	78	68	61	55	46	39	34	30			



Suggested Minimum Spray Height

Angle	20°
80°	17 - 19"
110°	15 - 18"

See page 125 for a complete table of spray heights and coverages.

How to order:

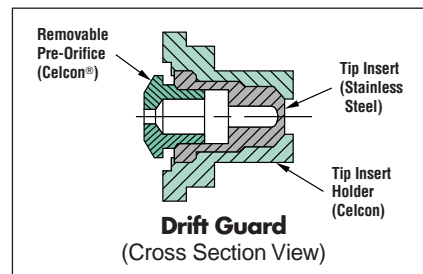
Specify tip number.

Examples:

- XR8004VS – Stainless Steel with VisiFlo color-coding
- XR8004VH – Hardened Stainless Steel with VisiFlo color-coding
- XR11004-VP – Polymer with VisiFlo color-coding
- XR11004-VK – Ceramic with VisiFlo color-coding
- XR8010SS – Stainless Steel

*Specify material.

Note: Always double check your application rates. See pages 124 and 125 for useful formulas and information.



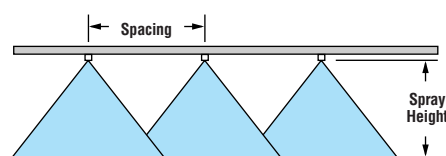
Typical Applications:

See selection guide on pages 46 and 47 for recommended typical application for DG TeeJet.

Features:

- Pre-orifice design produces larger droplets and reduces the small drift prone droplets, minimizing off-target spray contamination
- Tapered edge flat spray pattern provides uniform coverage when adjacent nozzle patterns are overlapped in broadcast spraying

- The color-coded pre-orifice is removable for any necessary cleaning operations
- Available in both 80° and 110° spray angles with durable stainless steel orifice
- Automatic spray alignment with 25612-*NYR Quick TeeJet® cap and gasket. Reference page 104 for more information



Adjust spray height in the field to overlap approximately 30% of each edge of pattern.

Nozzle Icon	PSI	Capacity 1 Nozzle in GPM	Capacity 1 Nozzle in oz./min.	GPA 20"											
				4 mph	5 mph	6 mph	7 mph	8 mph	9 mph	10 mph	12 mph	14 mph	16 mph	18 mph	
 DG80015VS* DG110015-VS (100)	30	0.13	17	9.7	7.7	6.4	5.5	4.8	4.3	3.9	3.2	2.8	2.4	2.1	
	35	0.14	18	10.4	8.3	6.9	5.9	5.2	4.6	4.2	3.5	3.0	2.6	2.3	
	40	0.15	19	11.1	8.9	7.4	6.4	5.6	5.0	4.5	3.7	3.2	2.8	2.5	
	50	0.17	22	12.6	10.1	8.4	7.2	6.3	5.6	5.0	4.2	3.6	3.2	2.8	
 DG8002VS* DG11002-VS (50)	30	0.17	22	12.6	10.1	8.4	7.2	6.3	5.6	5.0	4.2	3.6	3.2	2.8	
	35	0.19	24	14.1	11.3	9.4	8.1	7.1	6.3	5.6	4.7	4.0	3.5	3.1	
	40	0.20	26	14.9	11.9	9.9	8.5	7.4	6.6	5.9	5.0	4.2	3.7	3.3	
	50	0.22	28	16.3	13.1	10.9	9.3	8.2	7.3	6.5	5.4	4.7	4.1	3.6	
 DG8003VS* DG11003-VS (50)	30	0.26	33	19.3	15.4	12.9	11.0	9.7	8.6	7.7	6.4	5.5	4.8	4.3	
	35	0.28	36	21	16.6	13.9	11.9	10.4	9.2	8.3	6.9	5.9	5.2	4.6	
	40	0.30	38	22	17.8	14.9	12.7	11.1	9.9	8.9	7.4	6.4	5.6	5.0	
	50	0.34	44	25	20	16.8	14.4	12.6	11.2	10.1	8.4	7.2	6.3	5.6	
 DG8004VS* DG11004-VS (50)	30	0.35	45	26	21	17.3	14.9	13.0	11.6	10.4	8.7	7.4	6.5	5.8	
	35	0.37	47	27	22	18.3	15.7	13.7	12.2	11.0	9.2	7.8	6.9	6.1	
	40	0.40	51	30	24	19.8	17.0	14.9	13.2	11.9	9.9	8.5	7.4	6.6	
	50	0.45	58	33	27	22	19.1	16.7	14.9	13.4	11.1	9.5	8.4	7.4	
 DG8005VS* DG11005-VS (50)	30	0.43	55	32	26	21	18.2	16.0	14.2	12.8	10.6	9.1	8.0	7.1	
	35	0.47	60	35	28	23	19.9	17.4	15.5	14.0	11.6	10.0	8.7	7.8	
	40	0.50	64	37	30	25	21	18.6	16.5	14.9	12.4	10.6	9.3	8.3	
	50	0.56	72	42	33	28	24	21	18.5	16.6	13.9	11.9	10.4	9.2	
60	0.61	78	45	36	30	26	23	20	18.1	15.1	12.9	11.3	10.1		

Note: Always double check your application rates. See pages 124 and 125 for useful formulas and information.

Suggested Minimum Spray Height

Angle	20" Tip
80°	17 - 19"
110°	15 - 18"

See page 125 for a complete table of spray heights and coverages.

Note: Due to the pre-orifice design, this tip is not compatible with the 4193A check valve.

How to order:

Specify tip number.

Examples:

DG8002VS – Stainless Steel with VisiFlo® color-coding

DG11002-VP – Polymer with VisiFlo color-coding

*Available in VisiFlo stainless steel only.

Typical Applications:


See selection guide on pages 46 and 47 for recommended typical application for TeeJet.

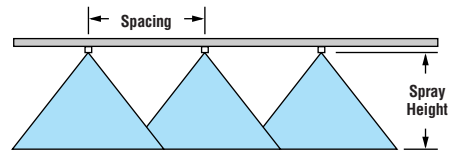
Features:

- Tapered edge flat spray pattern for uniform coverage in broadcast spraying
- VisiFlo color-coded version available in stainless steel, hardened stainless steel, ceramic and polymer in 80° or 110° spray angles in selected sizes

- Standard version (not color-coded) available in 15°, 25°, 40°, 50° and 65° spray angles in brass, stainless steel or hardened stainless steel
- See page 66 for TeeJet even flat spray tips
- Automatic spray alignment with 25612*-NYR Quick TeeJet cap and gasket. Reference page 104 for more information
- Automatic spray alignment for sizes 10 thru 20 with 25610*-NYR Quick TeeJet cap and gasket. Reference page 104 for more information



Icon	PSI	Capacity 1 Nozzle in GPM	Capacity 1 Nozzle in oz./min.	GPA  20°												
				4 mph	5 mph	6 mph	7 mph	8 mph	9 mph	10 mph	12 mph	14 mph	16 mph	18 mph		
TP650067* TP800067* (100)	30	0.058	7	4.3	3.4	2.9	2.5	2.2	1.9	1.7	1.4	1.2	1.1	1.0		
	35	0.063	8	4.7	3.7	3.1	2.7	2.3	2.1	1.9	1.6	1.3	1.2	1.0		
	40	0.067	9	5.0	4.0	3.3	2.8	2.5	2.2	2.0	1.7	1.4	1.2	1.1		
	50	0.075	10	5.6	4.5	3.7	3.2	2.8	2.5	2.2	1.9	1.6	1.4	1.2		
TP6501* TP8001 TP11001 (100)	30	0.087	11	6.5	5.2	4.3	3.7	3.2	2.9	2.6	2.2	1.8	1.6	1.4		
	35	0.094	12	7.0	5.6	4.7	4.0	3.5	3.1	2.8	2.3	2.0	1.7	1.6		
	40	0.10	13	7.4	5.9	5.0	4.2	3.7	3.3	3.0	2.5	2.1	1.9	1.7		
	50	0.11	14	8.2	6.5	5.4	4.7	4.1	3.6	3.3	2.7	2.3	2.0	1.8		
TP65015* TP80015 TP110015 (100)	30	0.13	17	9.7	7.7	6.4	5.5	4.8	4.3	3.9	3.2	2.8	2.4	2.1		
	35	0.14	18	10.4	8.3	6.9	5.9	5.2	4.6	4.2	3.5	3.0	2.6	2.3		
	40	0.15	19	11.1	8.9	7.4	6.4	5.6	5.0	4.5	3.7	3.2	2.8	2.5		
	50	0.17	22	12.6	10.1	8.4	7.2	6.3	5.6	5.0	4.2	3.6	3.2	2.8		
TP6502* TP8002 TP11002 (50)	30	0.17	22	12.6	10.1	8.4	7.2	6.3	5.6	5.0	4.2	3.6	3.2	2.8		
	35	0.19	24	14.1	11.3	9.4	8.1	7.1	6.3	5.6	4.7	4.0	3.5	3.1		
	40	0.20	26	14.9	11.9	9.9	8.5	7.4	6.6	5.9	5.0	4.2	3.7	3.3		
	50	0.22	28	16.3	13.1	10.9	9.3	8.2	7.3	6.5	5.4	4.7	4.1	3.6		
TP6503* TP8003 TP11003 (50)	30	0.26	33	19.3	15.4	12.9	11.0	9.7	8.6	7.7	6.4	5.5	4.8	4.3		
	35	0.28	36	21	16.6	13.9	11.9	10.4	9.2	8.3	6.9	5.9	5.2	4.6		
	40	0.30	38	22	17.8	14.9	12.7	11.1	9.9	8.9	7.4	6.4	5.6	5.0		
	50	0.34	44	25	20	16.8	14.4	12.6	11.2	10.1	8.4	7.2	6.3	5.6		
TP6504* TP8004 TP11004 (50)	30	0.35	45	26	21	17.3	14.9	13.0	11.6	10.4	8.7	7.4	6.5	5.8		
	35	0.37	47	27	22	18.3	15.7	13.7	12.2	11.0	9.2	7.8	6.9	6.1		
	40	0.40	51	30	24	19.8	17.0	14.9	13.2	11.9	9.9	8.5	7.4	6.6		
	50	0.45	58	33	27	22	19.1	16.7	14.9	13.4	11.1	9.5	8.4	7.4		
TP6505* TP8005 TP11005 (50)	30	0.43	55	32	26	21	18.2	16.0	14.2	12.8	10.6	9.1	8.0	7.1		
	35	0.47	60	35	28	23	19.9	17.4	15.5	14.0	11.6	10.0	8.7	7.8		
	40	0.50	64	37	30	25	21	18.6	16.5	14.9	12.4	10.6	9.3	8.3		
	50	0.56	72	42	33	28	24	21	18.5	16.6	13.9	11.9	10.4	9.2		
TP6506* TP8006 TP11006 (50)	30	0.52	67	39	31	26	22	19.3	17.2	15.4	12.9	11.0	9.7	8.6		
	35	0.56	72	42	33	28	24	21	18.5	16.6	13.9	11.9	10.4	9.2		
	40	0.60	77	45	36	30	25	22	19.8	17.8	14.9	12.7	11.1	9.9		
	50	0.67	86	50	40	33	28	25	22	19.9	16.6	14.2	12.4	11.1		
TP6508* TP8008 TP11008 (50)	30	0.69	88	51	41	34	29	26	23	20	17.1	14.6	12.8	11.4		
	35	0.75	96	56	45	37	32	28	25	22	18.6	15.9	13.9	12.4		
	40	0.80	102	59	48	40	34	30	26	24	19.8	17.0	14.9	13.2		
	50	0.89	114	66	53	44	38	33	29	26	22	18.9	16.5	14.7		
TP6510* TP8010* TP11010* (24)	30	0.87	111	65	52	43	37	32	29	26	22	18.5	16.1	14.4		
	35	0.94	120	70	56	47	40	35	31	28	23	19.9	17.4	15.5		
	40	1.00	128	74	59	50	42	37	33	30	25	21	18.6	16.5		
	50	1.12	143	83	67	55	48	42	37	33	28	24	21	18.5		
TP6515* TP8015* TP11015*	30	1.30	166	97	77	64	55	48	43	39	32	28	24	21		
	35	1.40	179	104	83	69	59	52	46	42	35	30	26	23		
	40	1.50	192	111	89	74	64	56	50	45	37	32	28	25		
	50	1.68	215	125	100	83	71	62	55	50	42	36	31	28		
TP6520* TP8020* TP11020*	30	1.73	221	128	103	86	73	64	57	51	43	37	32	29		
	35	1.87	239	139	111	93	79	69	62	56	46	40	35	31		
	40	2.00	256	149	119	99	85	74	66	59	50	42	37	33		
	50	2.24	287	166	133	111	95	83	74	67	55	48	42	37		



Suggested Minimum Spray Height

Angle	20°
65°	22 - 24"
80°	17 - 19"
110°	15 - 18"

See page 125 for a complete table of spray heights and coverages.

How to order:

Specify tip number.

Examples:

- TP8002-VS – Stainless Steel with VisiFlo color-coding
- TP8002VH – Hardened Stainless Steel with VisiFlo color-coding
- TP11002VP – Polymer with VisiFlo color-coding
- TP11002-HSS – Hardened Stainless Steel
- TP8002-SS – Stainless Steel
- TP8002 – Brass

* Available in Brass, Stainless Steel, and Hardened Stainless Steel only.

Note: Always double check your application rates. See pages 124 and 125 for useful formulas and information.



Typical Applications:

See selection guide on pages 46 and 47 for recommended typical application for TwinJet.

Features:

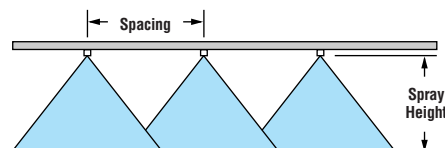
- Penetrates crop residue or dense foliage
- Smaller droplets for thorough coverage
- Better spray distribution along boom than with hollow cone nozzles
- Available in brass or stainless steel with VisiFlo® color-coding in 65°, 80° and 110° spray angles
- See page 69 on TwinJet even flat spray tips



- Automatic spray alignment with 25598*-NYR Quick TeeJet® cap and gasket. Reference page 104 for more information
- Reference Technical Section, pages 124-142 for additional information on drift



Icon	PSI	Capacity 1 Nozzle in GPM	Capacity 1 Nozzle in oz./min.	GPA 20"											
				4 mph	5 mph	6 mph	7 mph	8 mph	9 mph	10 mph	12 mph	14 mph	16 mph	18 mph	
 TJ60-650134VS (100)	30	0.116	15	8.6	6.9	5.7	4.9	4.3	3.8	3.4	2.9	2.5	2.2	1.9	
	35	0.125	16	9.3	7.4	6.2	5.3	4.6	4.1	3.7	3.1	2.7	2.3	2.1	
	40	0.134	17	9.9	8.0	6.6	5.7	5.0	4.4	4.0	3.3	2.8	2.5	2.2	
	50	0.150	19	11.1	8.9	7.4	6.4	5.6	5.0	4.5	3.7	3.2	2.8	2.5	
	60	0.164	21	12.2	9.7	8.1	7.0	6.1	5.4	4.9	4.1	3.5	3.0	2.7	
 TJ60-6502VS TJ60-8002VS TJ60-11002VS (100)	30	0.17	22	12.6	10.1	8.4	7.2	6.3	5.6	5.0	4.2	3.6	3.2	2.8	
	35	0.19	24	14.1	11.3	9.4	8.1	7.1	6.3	5.6	4.7	4.0	3.5	3.1	
	40	0.20	26	14.9	11.9	9.9	8.5	7.4	6.6	5.9	5.0	4.2	3.7	3.3	
	50	0.22	28	16.3	13.1	10.9	9.3	8.2	7.3	6.5	5.4	4.7	4.1	3.6	
	60	0.24	31	17.8	14.3	11.9	10.2	8.9	7.9	7.1	5.9	5.1	4.5	4.0	
 TJ60-6503VS TJ60-8003VS TJ60-11003VS (100)	30	0.26	33	19.3	15.4	12.9	11.0	9.7	8.6	7.7	6.4	5.5	4.8	4.3	
	35	0.28	36	21	16.6	13.9	11.9	10.4	9.2	8.3	6.9	5.9	5.2	4.6	
	40	0.30	38	22	17.8	14.9	12.7	11.1	9.9	8.9	7.4	6.4	5.6	5.0	
	50	0.34	44	25	20	16.8	14.4	12.6	11.2	10.1	8.4	7.2	6.3	5.6	
	60	0.37	47	27	22	18.3	15.7	13.7	12.2	11.0	9.2	7.8	6.9	6.1	
 TJ60-6504VS TJ60-8004VS TJ60-11004VS (50)	30	0.35	45	26	21	17.3	14.9	13.0	11.6	10.4	8.7	7.4	6.5	5.8	
	35	0.37	47	27	22	18.3	15.7	13.7	12.2	11.0	9.2	7.8	6.9	6.1	
	40	0.40	51	30	24	19.8	17.0	14.9	13.2	11.9	9.9	8.5	7.4	6.6	
	50	0.45	58	33	27	22	19.1	16.7	14.9	13.4	11.1	9.5	8.4	7.4	
	60	0.49	63	36	29	24	21	18.2	16.2	14.6	12.1	10.4	9.1	8.1	
 TJ60-6506VS TJ60-8006VS TJ60-11006VS (50)	30	0.52	67	39	31	26	22	19.3	17.2	15.4	12.9	11.0	9.7	8.6	
	35	0.56	72	42	33	28	24	21	18.5	16.6	13.9	11.9	10.4	9.2	
	40	0.60	77	45	36	30	25	22	19.8	17.8	14.9	12.7	11.1	9.9	
	50	0.67	86	50	40	33	28	25	22	19.9	16.6	14.2	12.4	11.1	
	60	0.73	93	54	43	36	31	27	24	22	18.1	15.5	13.6	12.0	
 TJ60-6508VS TJ60-8008VS TJ60-11008VS (50)	30	0.69	88	51	41	34	29	26	23	20	17.1	14.6	12.8	11.4	
	35	0.75	96	56	45	37	32	28	25	22	18.6	15.9	13.9	12.4	
	40	0.80	102	59	48	40	34	30	26	24	19.8	17.0	14.9	13.2	
	50	0.89	114	66	53	44	38	33	29	26	22	18.9	16.5	14.7	
	60	0.98	125	73	58	49	42	36	32	29	24	21	18.2	16.2	
 TJ60-8010VS TJ60-11010VS (50)	30	0.87	111	65	52	43	37	32	29	26	22	18.5	16.1	14.4	
	35	0.94	120	70	56	47	40	35	31	28	23	19.9	17.4	15.5	
	40	1.00	128	74	59	50	42	37	33	30	25	21	18.6	16.5	
	50	1.12	143	83	67	55	48	42	37	33	28	24	21	18.5	
	60	1.22	156	91	72	60	52	45	40	36	30	26	23	20	



Adjust spray height in the field to overlap approximately 30% of each edge of pattern.

Suggested Minimum Spray Height

Angle	20°
65°	22 - 24"
80°	17 - 19"
110°	15 - 18"

See page 125 for a complete table of spray heights and coverages.

How to Order:

Specify tip number.

Examples:

TJ60-8002VS – Stainless Steel with VisiFlo color-coding

TJ60-8002 – Brass

Note: Always double check your application rates. See pages 124 and 125 for useful formulas and information.

Typical Applications:


See selection guide on pages 46 and 47 for recommended typical application for Turbo FloodJet.


Features:

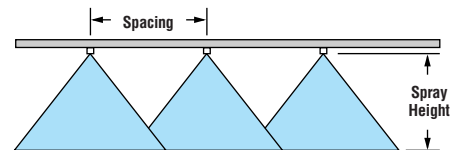
- Excellent spray distribution for uniform coverage along the boom
- Nozzle design incorporates a pre-orifice to produce larger droplets for less drift
- Large round orifice reduces clogging
- Stainless steel with VisiFlo® color-coding band for easy size identification
- Can be used with No. CP25599-* -NY Quick TeeJet® cap for automatic alignment. Reference page 104 for more information

QTC Cam-Loc Adapter

- Provides easy changeover from high capacity to lower capacity nozzles
- Adapter fits standard 3/4" quick connect Cam-Loc holders
- Corrosion-resistant stainless steel and polypropylene construction
- Rated up to 100 PSI (7 bar)



Nozzle Model	PSI	Capacity 1 Nozzle in GPM	Capacity 1 Nozzle in oz./min.	GPA  40"											
				4 mph	5 mph	6 mph	7 mph	8 mph	9 mph	10 mph	12 mph	14 mph	16 mph	18 mph	
TF-VS2 TF-VP2 (50)	10	0.20	26	7.4	5.9	5.0	4.2	3.7	3.3	3.0	2.5	2.1	1.9	1.7	
	20	0.28	36	10.4	8.3	6.9	5.9	5.2	4.6	4.2	3.5	3.0	2.6	2.3	
	30	0.35	45	13.0	10.4	8.7	7.4	6.5	5.8	5.2	4.3	3.7	3.2	2.9	
	40	0.40	51	14.9	11.9	9.9	8.5	7.4	6.6	5.9	5.0	4.2	3.7	3.3	
TF-VS2.5 TF-VP2.5 (50)	10	0.25	32	9.3	7.4	6.2	5.3	4.6	4.1	3.7	3.1	2.7	2.3	2.1	
	20	0.35	45	13.0	10.4	8.7	7.4	6.5	5.8	5.2	4.3	3.7	3.2	2.9	
	30	0.43	55	16.0	12.8	10.6	9.1	8.0	7.1	6.4	5.3	4.6	4.0	3.5	
	40	0.50	64	18.6	14.9	12.4	10.6	9.3	8.3	7.4	6.2	5.3	4.6	4.1	
TF-VS3 TF-VP3 (50)	10	0.30	38	11.1	8.9	7.4	6.4	5.6	5.0	4.5	3.7	3.2	2.8	2.5	
	20	0.42	54	15.6	12.5	10.4	8.9	7.8	6.9	6.2	5.2	4.5	3.9	3.5	
	30	0.52	67	19.3	15.4	12.9	11.0	9.7	8.6	7.7	6.4	5.5	4.8	4.3	
	40	0.60	77	22	17.8	14.9	12.7	11.1	9.9	8.9	7.4	6.4	5.6	5.0	
TF-VS4 TF-VP4 (50)	10	0.40	51	14.9	11.9	9.9	8.5	7.4	6.6	5.9	5.0	4.2	3.7	3.3	
	20	0.57	73	21	16.9	14.1	12.1	10.6	9.4	8.5	7.1	6.0	5.3	4.7	
	30	0.69	88	26	20	17.1	14.6	12.8	11.4	10.2	8.5	7.3	6.4	5.7	
	40	0.80	102	30	24	19.8	17.0	14.9	13.2	11.9	9.9	8.5	7.4	6.6	
TF-VS5 TF-VP5 (50)	10	0.50	64	18.6	14.9	12.4	10.6	9.3	8.3	7.4	6.2	5.3	4.6	4.1	
	20	0.71	91	26	21	17.6	15.1	13.2	11.7	10.5	8.8	7.5	6.6	5.9	
	30	0.87	111	32	26	22	18.5	16.1	14.4	12.9	10.8	9.2	8.1	7.2	
	40	1.00	128	37	30	25	21	18.6	16.5	14.9	12.4	10.6	9.3	8.3	
TF-VS7.5 TF-VP7.5 (50)	10	0.75	96	28	22	18.6	15.9	13.9	12.4	11.1	9.3	8.0	7.0	6.2	
	20	1.06	136	39	31	26	22	19.7	17.5	15.7	13.1	11.2	9.8	8.7	
	30	1.30	166	48	39	32	28	24	21	19.3	16.1	13.8	12.1	10.7	
	40	1.50	192	56	45	37	32	28	25	22	18.6	15.9	13.9	12.4	
TF-VS10 TF-VP10 (50)	10	1.00	128	37	30	25	21	18.6	16.5	14.9	12.4	10.6	9.3	8.3	
	20	1.41	180	52	42	35	30	26	23	21	17.4	15.0	13.1	11.6	
	30	1.73	221	64	51	43	37	32	29	26	21	18.4	16.1	14.3	
	40	2.00	256	74	59	50	42	37	33	30	25	21	18.6	16.5	



Adjust spray height in the field to overlap approximately 30% of each edge of pattern.

Suggested Minimum Spray Height

Spacing	Spray Height
20"	14 - 16"
30"	15 - 17"
40"	18 - 20"

See page 125 for a complete table of spray heights and coverages.

How to order:

Specify tip number.

Examples:

TF-VS4 – Stainless Steel with VisiFlo color-coding

TF-VP4 – Polymer with VisiFlo color-coding

Note: Always double check your application rates. See pages 124 and 125 for useful formulas and information.

FloodJet® Wide Angle Flat Spray Tips and Nozzles

The FloodJet tips and nozzles produce a very wide deflector type flat spray pattern. Round orifice minimizes clogging.

How to order:

Specify tip number.

Examples:

- 1/4K-5 – Brass
- TK-VS5 – Stainless Steel with VisiFlo® color-coding
- TK-SS5 – Stainless Steel
- 1/8K-SS5 – Stainless Steel
- QCK-SS100 – Stainless Steel with VisiFlo® color-coding



TK-VS FloodJet Spray Tip

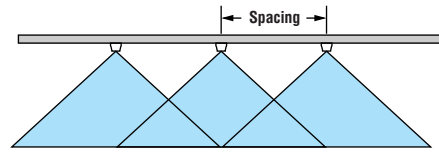


Standard FloodJet Nozzles (1/8" thru 1" NPT)




QCK Quick FloodJet Spray Tip

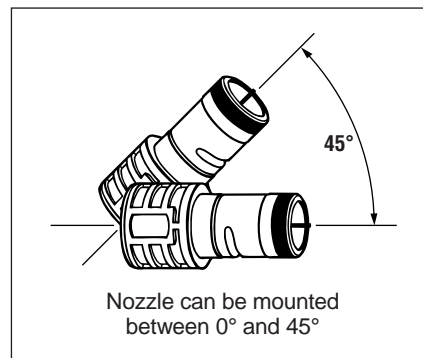
Image	Image	PSI	Capacity 1 Nozzle in GPM	GPA 40"																	
				Smaller Capacity FloodJet Nozzles Typical spacing is 40 inches																	
				4 mph	4.5 mph	5 mph	5.5 mph	6 mph	7 mph	8 mph	9 mph	10 mph	11 mph	12 mph	13 mph	14 mph	15 mph	16 mph	17 mph	18 mph	20 mph
TK-*.50	1/8 K-*.50 (100)	10	0.050	—	—	—	—	—	—	—	—	—	—	—	—	—	—	—	—	—	—
		20	0.071	2.6	2.3	2.1	1.9	1.8	1.5	1.3	1.2	1.1	0.96	0.88	0.81	0.75	0.70	0.66	0.62	0.59	0.53
		30	0.087	3.2	2.9	2.6	2.3	2.2	1.8	1.6	1.4	1.3	1.2	1.08	0.99	0.92	0.86	0.81	0.76	0.72	0.65
		40	0.10	3.7	3.3	3.0	2.7	2.5	2.1	1.9	1.7	1.5	1.4	1.2	1.1	1.1	0.99	0.93	0.87	0.83	0.74
TK-*.75	1/8 K-*.75 (100)	10	0.075	2.8	2.5	2.2	2.0	1.9	1.6	1.4	1.2	1.1	1.0	0.93	0.86	0.80	0.74	0.70	0.66	0.62	0.56
		20	0.11	4.1	3.6	3.3	3.0	2.7	2.3	2.0	1.8	1.6	1.5	1.4	1.3	1.2	1.1	1.0	0.96	0.91	0.82
		30	0.13	4.8	4.3	3.9	3.5	3.2	2.8	2.4	2.1	1.9	1.8	1.6	1.5	1.4	1.3	1.2	1.1	1.1	0.97
		40	0.15	5.6	5.0	4.5	4.1	3.7	3.2	2.8	2.5	2.2	2.0	1.9	1.7	1.6	1.5	1.4	1.3	1.2	1.1
TK-*.1	1/8 K-*.1 (100)	10	0.10	3.7	3.3	3.0	2.7	2.5	2.1	1.9	1.7	1.5	1.4	1.2	1.1	1.1	0.99	0.93	0.87	0.83	0.74
		20	0.14	5.2	4.6	4.2	3.8	3.5	3.0	2.6	2.3	2.1	1.9	1.7	1.6	1.5	1.4	1.3	1.2	1.2	1.0
		30	0.17	6.3	5.6	5.0	4.6	4.2	3.6	3.2	2.8	2.5	2.3	2.1	1.9	1.8	1.7	1.6	1.5	1.4	1.3
		40	0.20	7.4	6.6	5.9	5.4	5.0	4.2	3.7	3.2	2.8	2.5	2.3	2.1	2.0	1.9	1.9	1.7	1.7	1.5
TK-*.1.5	1/8 K-*.1.5 (50)	10	0.15	5.6	5.0	4.5	4.1	3.7	3.2	2.8	2.5	2.2	2.0	1.9	1.7	1.6	1.5	1.4	1.3	1.2	1.1
		20	0.21	7.8	6.9	6.2	5.7	5.2	4.5	3.9	3.5	3.1	2.8	2.6	2.4	2.2	2.1	1.9	1.8	1.7	1.6
		30	0.26	9.7	8.6	7.7	7.0	6.4	5.5	4.8	4.3	3.9	3.5	3.2	3.0	2.8	2.6	2.4	2.3	2.1	1.9
		40	0.30	11.1	9.9	8.9	8.1	7.4	6.4	5.6	5.0	4.5	4.1	3.7	3.4	3.2	3.0	2.8	2.6	2.5	2.2
TK-VS2	1/8 K-*.2 (50)	10	0.20	7.4	6.6	5.9	5.4	5.0	4.2	3.7	3.3	3.0	2.7	2.5	2.3	2.1	2.0	1.9	1.7	1.7	1.5
		20	0.28	10.4	9.2	8.3	7.6	6.9	5.9	5.2	4.6	4.2	3.8	3.5	3.2	3.0	2.8	2.6	2.4	2.3	2.1
		30	0.35	13.0	11.6	10.4	9.5	8.7	7.4	6.5	5.8	5.2	4.7	4.3	4.0	3.7	3.5	3.2	3.1	2.9	2.6
		40	0.40	14.9	13.2	11.9	10.8	9.9	8.5	7.4	6.6	5.9	5.4	5.0	4.6	4.2	4.0	3.7	3.5	3.3	3.0
TK-VS2.5	1/8 K-*.2.5 (50)	10	0.25	9.3	8.3	7.4	6.8	6.2	5.3	4.6	4.1	3.7	3.4	3.1	2.9	2.7	2.5	2.3	2.2	2.1	1.9
		20	0.35	13.0	11.6	10.4	9.5	8.7	7.4	6.5	5.8	5.2	4.7	4.3	4.0	3.7	3.5	3.2	3.1	2.9	2.6
		30	0.43	16.0	14.2	12.8	11.6	10.6	9.1	8.0	7.1	6.4	5.8	5.3	4.9	4.6	4.3	4.0	3.8	3.5	3.2
		40	0.50	18.6	16.5	14.9	13.5	12.4	10.6	9.3	8.3	7.4	6.8	6.2	5.7	5.3	5.0	4.6	4.4	4.1	3.7
TK-VS3	1/8 K-*.3 (50)	10	0.30	11.1	9.9	8.9	8.1	7.4	6.4	5.6	5.0	4.5	4.1	3.7	3.4	3.2	3.0	2.8	2.6	2.5	2.2
		20	0.42	15.6	13.9	12.5	11.3	10.4	8.9	7.8	6.9	6.2	5.7	5.2	4.8	4.5	4.2	3.9	3.7	3.5	3.1
		30	0.52	19.3	17.2	15.4	14.0	12.9	11.0	9.7	8.6	7.7	7.0	6.4	5.9	5.5	5.1	4.8	4.5	4.3	3.9
		40	0.60	22	19.8	17.8	16.2	14.9	12.7	11.1	9.9	8.9	8.1	7.4	6.9	6.4	5.9	5.6	5.2	5.0	4.5
TK-VS4	1/8 K-*.4	10	0.40	14.9	13.2	11.9	10.8	9.9	8.5	7.4	6.6	5.9	5.4	5.0	4.6	4.2	4.0	3.7	3.5	3.3	3.0
		20	0.57	21	18.8	16.9	15.4	14.1	12.1	10.6	9.4	8.5	7.7	7.1	6.5	6.0	5.6	5.3	5.0	4.7	4.2
		30	0.69	26	23	20	18.6	17.1	14.6	12.8	11.4	10.2	9.3	8.5	7.9	7.3	6.8	6.4	6.0	5.7	5.1
		40	0.80	30	26	24	22	19.8	17.0	14.9	13.2	11.9	10.8	9.9	9.1	8.5	7.9	7.4	7.0	6.6	5.9
TK-VS5	1/8 K-*.5	10	0.50	18.6	16.5	14.9	13.5	12.4	10.6	9.3	8.3	7.4	6.8	6.2	5.7	5.3	5.0	4.6	4.4	4.1	3.7
		20	0.71	26	23	21	19.2	17.6	15.1	13.2	11.7	10.5	9.6	8.8	8.1	7.5	7.0	6.6	6.2	5.9	5.3
		30	0.87	32	29	26	23	22	18.5	16.1	14.4	12.9	11.7	10.8	9.9	9.2	8.6	8.1	7.6	7.2	6.5
		40	1.00	37	33	30	27	25	21	18.6	16.5	14.9	13.5	12.4	11.4	10.6	9.9	9.3	8.7	8.3	7.4
TK-VS7.5	1/8 K-*.7.5	10	0.75	28	25	22	20	18.6	15.9	13.9	12.4	11.1	10.1	9.3	8.6	8.0	7.4	7.0	6.6	6.2	5.6
		20	1.06	39	35	31	29	26	22	19.7	17.5	15.7	14.3	13.1	12.1	11.2	10.5	9.8	9.3	8.7	7.9
		30	1.30	48	43	39	35	32	28	24	21	19.3	17.6	16.1	14.9	13.8	12.9	12.1	11.4	10.7	9.7
		40	1.50	56	50	45	41	37	32	28	24	21	19.3	17.6	16.1	14.9	13.8	12.9	12.1	11.4	10.7
TK-VS10	1/8 K-*.10	10	1.00	37	33	30	27	25	21	18.6	16.5	14.9	13.5	12.4	11.4	10.6	9.9	9.3	8.7	8.3	7.4
		20	1.41	52	47	42	38	35	30	26	23	21	19.0	17.4	16.1	15.0	14.0	13.1	12.3	11.6	10.5
		30	1.73	64	57	51	47	43	37	32	29	26	23	21	19.8	18.4	17.1	16.1	15.1	14.3	12.8
		40	2.00	74	66	59	54	50	42	37	33	30	27	25	23	21	19.8	18.6	17.5	16.5	14.9
TK-*.12	1/8 K-*.12	10	1.20	45	40	36	32	30	25	22	19.8	17.8	16.2	14.9	13.7	12.7	11.9	11.1	10.5	9.9	8.9
		20	1.70	63	56	50	46	42	36	32	28	25	23	21	19.4	18.0	16.8	15.8	14.9	14.0	12.6
		30	2.08	77	69	62	56	51	44	39	34	31	28	26	24	22	21	19.3	18.2	17.2	15.4
		40	2.40	89	79	71	65	59	51	45	40	36	32	30	27	25	24	22	21	19.8	17.8
TK-*.15	1/8 K-*.15	10	1.50	56	50	45	41	37	32	28	25	22	20	18.6	17.1	15.9	14.9	13.9	13.1	12.4	11.1
		20	2.12	79	70	63	57	52	45	39	35	31	29	26	24	22	21	19.7	18.5	17.5	15.7
		30	2.60	97	86	77	70	64	55	48	43	39	35	32	30	28	26	24	23	21	19.3
		40	3.00	111	99	89	81	74	64	56	50	45	41	37	34	32	30	28	26	25	22
TK-*.18	1/8 K-*.18	10	1.80	67	59	53	49	45	38	33	30	27	24	22	21	19.1	17.8	16.7	15.7	14.9	13.4
		20	2.55	95	84	76	69	63	54	47	42	38	34	32	29	27	25	24	22	21	18.9
		30	3.12	116	103	93	84	77	66	58	51	46	42	39	36	33	31	29	27	26	23
		40	3.60	134	119	107	97	89	76	67	59	53	49	45	41	38	36	33	31	30	27
TK-*.20	1/8 K-*.20	10	2.00	74	66	59	54	50	42	37	33	30	27	25	23	21	19.8	18.6	17.5	16.5	14.9
		20	2.83	105	93	84	76	70	60	53	47	42	38	35	32	30	28	26	25	23	21
	QCK-SS20	30	3.46	128	114	103	93	86	73	64	57	51	47	43	40	37	34	32	30	29	26
		40	4.00	149	132	119	108	99	85	74	66	59	54	50	46	42	40	37	35	33	30
TK-*.22	1/4 K-*.22	10	2.20	82	73	65	59	54	47	41	36	33	30	27	25	23	22	20	19.2	18.2	16.3
		20	3.11	115	103	92	84	77	66	58	51	46	42	38	36	33	31	29	27	26	23
		30	3.81	141	126	113	103	94	81	71	63	57	51	47	44	40	38	35	33	31	28
		40	4.40	163	145	131	119	109	93	82	73	65	59	54	50	47	44	41	38	36	33
TK-*.24	1/4 K-*.24	10	2.40	89	79	71	65	59	51	45	40	36	32</								



There is no recommended spray height for standard FloodJet tips. Raise or lower spray boom — or rotate nozzle bodies to double overlap spray patterns and provide optimum coverage along boom.

Nozzle	PSI	Capacity 1 Nozzle in GPM	GPA  Larger Capacity FloodJet Nozzles Typical spacing is 60 inches																	
			4 mph	4.5 mph	5 mph	5.5 mph	6 mph	7 mph	8 mph	9 mph	10 mph	11 mph	12 mph	13 mph	14 mph	15 mph	16 mph	17 mph	18 mph	20 mph
¼K-*27	10	2.7	67	59	53	49	45	38	33	30	27	24	22	21	19.1	17.8	16.7	15.7	14.9	13.4
	20	3.8	94	84	75	68	63	54	47	42	38	34	31	29	27	25	24	22	21	18.8
	30	4.7	116	103	93	85	78	66	58	52	47	42	39	36	33	31	29	27	26	23
	40	5.4	134	119	107	97	89	76	67	59	53	49	45	41	38	36	33	31	30	27
TK-*30	10	3.0	74	66	59	54	50	42	37	33	30	27	25	23	21	19.8	18.6	17.5	16.5	14.9
	20	4.2	104	92	83	76	69	59	52	46	42	38	35	32	30	28	26	24	23	21
	30	5.2	129	114	103	94	86	74	64	57	51	47	43	40	37	34	32	30	29	26
	40	6.0	149	132	119	108	99	85	74	66	59	54	50	46	42	40	37	35	33	30
¾K-*35	10	3.5	87	77	69	63	58	50	43	39	35	32	29	27	25	23	22	20	19.3	17.3
	20	4.9	121	108	97	88	81	69	61	54	49	44	40	37	35	32	30	29	27	24
	30	6.1	151	134	121	110	101	86	75	67	60	55	50	46	43	40	38	36	34	30
	40	7.0	173	154	139	126	116	99	87	77	69	63	58	53	50	46	43	41	39	35
¾K-*40	10	4.0	99	88	79	72	66	57	50	44	40	36	33	30	28	26	25	23	22	19.8
	20	5.7	141	125	113	103	94	81	71	63	56	51	47	43	40	38	35	33	31	28
	30	6.9	171	152	137	124	114	98	85	76	68	62	57	53	49	46	43	40	38	34
	40	8.0	198	176	158	144	132	113	99	88	79	72	66	61	57	53	50	47	44	40
¾K-*45	10	4.5	111	99	89	81	74	64	56	50	45	41	37	34	32	30	28	26	25	22
	20	6.4	158	141	127	115	106	91	79	70	63	58	53	49	45	42	40	37	35	32
	30	7.8	193	172	154	140	129	110	97	86	77	70	64	59	55	51	48	45	43	39
	40	9.0	223	198	178	162	149	127	111	99	89	81	74	69	64	59	56	52	50	45
½K-*50	10	5.0	124	110	99	90	83	71	62	55	50	45	41	38	35	33	31	29	28	25
	20	7.1	176	156	141	128	117	100	88	78	70	64	59	54	50	47	44	41	39	35
	30	8.7	215	191	172	157	144	123	108	96	86	78	72	66	62	57	54	51	48	43
	40	10.0	248	220	198	180	165	141	124	110	99	90	83	76	71	66	62	58	55	50
QCK-SS50	10	6.0	149	132	119	108	99	85	74	66	59	54	50	46	42	40	37	35	33	30
	20	8.5	210	187	168	153	140	120	105	94	84	77	70	65	60	56	53	50	47	42
	30	10.4	257	229	206	187	172	147	129	114	103	94	86	79	74	69	64	61	57	51
	40	12.0	297	264	238	216	198	170	149	132	119	108	99	91	85	79	74	70	66	59
½K-*70	10	7.0	173	154	139	126	116	99	87	77	69	63	58	53	50	46	43	41	39	35
	20	9.9	245	218	196	178	163	140	123	109	98	89	82	75	70	65	61	58	54	49
	30	12.1	299	266	240	218	200	171	150	133	120	109	100	92	86	80	75	70	67	60
	40	14.0	347	308	277	252	231	198	173	154	139	126	116	107	99	92	87	82	77	69
½K-*80	10	8.0	198	176	158	144	132	113	99	88	79	72	66	61	57	53	50	47	44	40
	20	11.3	280	249	224	203	186	160	140	124	112	102	93	86	80	75	70	66	62	56
	30	13.9	344	306	275	250	229	197	172	153	138	125	115	106	98	92	86	81	76	69
	40	16.0	396	352	317	288	264	226	198	176	158	144	132	122	113	106	99	93	88	79
¾K-*90	10	9.0	223	198	178	162	149	127	111	99	89	81	74	69	64	59	56	52	50	45
	20	12.7	314	279	251	229	210	180	157	140	126	114	105	97	90	84	79	74	70	63
	30	15.6	386	343	309	281	257	221	193	172	154	140	129	119	110	103	97	91	86	77
	40	18.0	446	396	356	324	297	255	223	198	178	162	149	137	127	119	111	105	99	89
¾K-*100	10	10.0	248	220	198	180	165	141	124	110	99	90	83	76	71	66	62	58	55	50
	20	14.1	349	310	279	254	233	199	174	155	140	127	116	107	100	93	87	82	78	70
	30	17.3	428	381	343	311	285	245	214	190	171	156	143	132	122	114	107	101	95	86
	40	20.0	495	440	396	360	330	283	248	220	198	180	165	152	141	132	124	116	110	99
¾K-*110	10	11.0	272	242	218	198	182	156	136	121	109	99	91	84	78	73	68	64	61	54
	20	15.6	386	343	309	281	257	221	193	172	154	140	129	119	110	103	97	91	86	77
	30	19.1	473	420	378	344	315	270	236	210	189	172	158	145	135	126	118	111	105	95
	40	22.0	545	484	436	396	363	311	272	242	218	198	182	168	156	145	136	128	121	109
¾K-*120	10	12.0	297	264	238	216	198	170	149	132	119	108	99	91	85	79	74	70	66	59
	20	17.0	421	374	337	306	281	240	210	187	168	153	140	129	120	112	105	99	94	84
	30	20.8	515	458	412	374	343	294	257	229	206	187	172	158	147	137	129	121	114	103
	40	24.0	594	528	475	432	396	339	297	264	238	216	198	183	170	158	149	140	132	119
¾K-*140	10	14.0	347	308	277	252	231	198	173	154	139	126	116	107	99	92	87	82	77	69
	20	19.8	490	436	392	356	327	280	245	218	196	178	163	151	140	131	123	115	109	98
	30	24.2	599	532	479	436	399	342	299	266	240	218	200	184	171	160	150	141	133	120
	40	28.0	693	616	554	504	462	396	347	308	277	252	231	213	198	185	173	163	154	139
QCK-SS150	10	15.0	371	330	297	270	248	212	186	165	149	135	124	114	106	99	93	87	83	74
	20	21.2	525	466	420	382	350	300	262	233	210	191	175	161	150	140	131	123	117	105
	30	26.0	644	572	515	468	429	368	322	286	257	234	215	198	184	172	161	151	143	129
	40	30.0	743	660	594	540	495	424	371	330	297	270	248	228	212	198	186	175	165	149
¾K-*160	10	16.0	396	352	317	288	264	226	198	176	158	144	132	122	113	106	99	93	88	79
	20	22.6	559	497	447	407	373	320	280	249	224	203	186	172	160	149	140	132	124	112
	30	27.7	686	609	548	499	457	392	343	305	274	249	229	211	196	183	171	161	152	137
	40	32.0	792	704	634	576	528	453	396	352	317	288	264	244	226	211	198	186	176	158
¾K-*180	10	18.0	446	396	356	324	297	255	223	198	178	162								

Quick Turbo FloodJet® Wide Angle Flat Spray Tips



The revolutionary Quick Turbo FloodJet nozzle combines the precision and uniformity of a flat spray nozzle with the clog-resistance and wide angle pattern of flooding nozzles. It uses an exclusive new design to increase droplet size and distribution uniformity.

Features:

- Patented turbulence chamber creates a dramatic improvement in pattern uniformity
- Pre-orifice design produces larger droplets for reduced drift
- Large round orifice reduces clogging

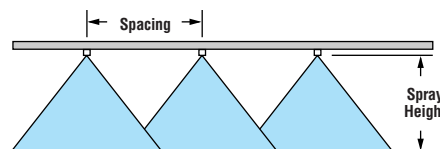
- Grooved side molding for automatic alignment with any quick-connect coupler
- Stainless steel with color-coding for easy size identification
- Available in standard sizes from 1.5 GPM up to 24.0 GPM at pressures of 10-40 PSI

How to order:

Specify tip number.

Example:

QCTF-VS40 – Stainless Steel with VisiFlo® color-coding



Adjust spray height in the field to overlap approximately 30% of each edge of pattern.

Suggested Minimum Spray Height*

Spacing	Spray Height
40"	18 - 20"
60"	25 - 28"
120"	50 - 55"

*When nozzle is mounted parallel to the ground.

See page 125 for a complete table of spray heights and coverages.

Nozzle	PSI	Capacity 1 Nozzle in GPM	GPA 60" Large Capacity Quick FloodJet Nozzles Typical spacing is 60 inches										
			4 mph	5 mph	6 mph	7 mph	8 mph	9 mph	10 mph	12 mph	14 mph	16 mph	18 mph
QCTF-VS15	10	1.50	37	30	25	21	18.6	16.5	14.9	12.4	10.6	9.3	8.3
	20	2.12	52	42	35	30	26	23	21	17.5	15.0	13.1	11.7
	30	2.60	64	51	43	37	32	29	26	21	18.4	16.1	14.3
	40	3.00	74	59	50	42	37	33	30	25	21	18.6	16.5
QCTF-VS20	10	2.00	50	40	33	28	25	22	19.8	16.5	14.1	12.4	11.0
	20	2.83	70	56	47	40	35	31	28	23	20	17.5	15.6
	30	3.46	86	69	57	49	43	38	34	29	24	21	19.0
	40	4.00	99	79	66	57	50	44	40	33	28	25	22
QCTF-VS30	10	3.00	74	59	50	42	37	33	30	25	21	18.6	16.5
	20	4.24	105	84	70	60	52	47	42	35	30	26	23
	30	5.20	129	103	86	74	64	57	51	43	37	32	29
	40	6.00	149	119	99	85	74	66	59	50	42	37	33
QCTF-VS40	10	4.00	99	79	66	57	50	44	40	33	28	25	22
	20	5.66	140	112	93	80	70	62	56	47	40	35	31
	30	6.93	172	137	114	98	86	76	69	57	49	43	38
	40	8.00	198	158	132	113	99	88	79	66	57	50	44
QCTF-VS50	10	5.00	124	99	83	71	62	55	50	41	35	31	28
	20	7.07	175	140	117	100	87	78	70	58	50	44	39
	30	8.66	214	171	143	122	107	95	86	71	61	54	48
	40	10.00	248	198	165	141	124	110	99	83	71	62	55
QCTF-VS60	10	6.00	149	119	99	85	74	66	59	50	42	37	33
	20	8.49	210	168	140	120	105	93	84	70	60	53	47
	30	10.4	257	206	172	147	129	114	103	86	74	64	57
	40	12.0	297	238	198	170	149	132	119	99	85	74	66
QCTF-VS80	10	8.00	198	158	132	113	99	88	79	66	57	50	44
	20	11.3	280	224	186	160	140	124	112	93	80	70	62
	30	13.9	344	275	229	197	172	153	138	115	98	86	76
	40	16.0	396	317	264	226	198	176	158	132	113	99	88
QCTF-VS100	10	10.0	248	198	165	141	124	110	99	83	71	62	55
	20	14.1	349	279	233	199	174	155	140	116	100	87	78
	30	17.3	428	343	285	245	214	190	171	143	122	107	95
	40	20.0	495	396	330	283	248	220	198	165	141	124	110
QCTF-VS120	10	12.0	297	238	198	170	149	132	119	99	85	74	66
	20	17.0	421	337	281	240	210	187	168	140	120	105	94
	30	20.8	515	412	343	294	257	229	206	172	147	129	114
	40	24.0	594	475	396	339	297	264	238	198	170	149	132

Note: Always double check your application rates. See pages 124 and 125 for useful formulas and information.

For spraying pesticides at higher pressures and flow rates. Especially suitable for wettable powders and other abrasive chemicals. Larger capacity nozzles are also used in air blast sprayers.

- Produce smaller droplets for thorough coverage with contact pesticides and foliar applications
- Maximum spray pressure to 300 PSI (20 bar)

Orifice Discs

Available in a variety of sizes and materials. Ceramic for increased wear life, hardened stainless steel, stainless steel and polymer.

Ceramic Sizes Available: DCER-2 through DCER-10.



Cores

Standard cores are made of brass. Also available in ceramic, hardened stainless steel, aluminum and nylon. All cores with the exception of ceramic are made with rear "nibs"... be sure core is always placed with the nib facing the nozzle body.

Ceramic Sizes Available: DC13-CER, DC23-CER, DC25-CER, DC31-CER, DC33-CER, DC35-CER, DC45-CER, DC46-CER, DC56-CER.



Typical Assembly with Ceramic Disc and Core



CP26277-1-NY Quick TeeJet® Cap for ceramic disc and core. See page 104 for ordering information.

Full Cone Type Spray Tips

Disc	Core	Orifice	GPM											Angle		
			10 PSI	20 PSI	30 PSI	40 PSI	60 PSI	80 PSI	100 PSI	150 PSI	200 PSI	300 PSI	20 PSI	40 PSI	80 PSI	
D1	DC31	.031"	.08	.11	.13	.15	.18	.20	.23	.27	.31	.37	49°	47°	43°	
D1.5	DC31	.036"	.10	.14	.17	.19	.23	.26	.29	.35	.40	.48	57°	65°	53°	
D2	DC31	.041"	.12	.16	.19	.22	.26	.30	.33	.40	.45	.55	62°	63°	61°	
D3	DC31	.047"	.13	.18	.21	.24	.29	.33	.37	.44	.50	.60	63°	65°	63°	
D1	DC33	.031"	.09	.11	.12	.14	.17	.20	.22	.26	.30	.37	27°	32°	35°	
D1.5	DC33	.036"	.12	.15	.17	.19	.23	.26	.30	.36	.41	.50	37°	43°	45°	
D2	DC33	.041"	.13	.17	.21	.24	.29	.33	.37	.45	.52	.63	45°	52°	55°	
D3	DC33	.047"	.15	.21	.25	.29	.36	.41	.45	.55	.63	.76	48°	54°	57°	
D4	DC33	.063"	.20	.28	.34	.39	.47	.54	.60	.73	.83	1.02	50°	56°	61°	
D1	DC35	.031"	.08	.11	.13	.14	.17	.20	.22	.26	.29	.35	19°	23°	26°	
D1.5	DC35	.036"	.10	.14	.17	.19	.23	.26	.29	.34	.39	.46	23°	27°	29°	
D2	DC35	.041"	.14	.18	.24	.25	.30	.34	.37	.45	.51	.60	40°	44°	47°	
D3	DC35	.047"	.16	.22	.26	.30	.36	.41	.45	.55	.62	.74	45°	50°	52°	
D4	DC35	.063"	.27	.37	.44	.50	.60	.70	.79	.93	1.1	1.3	68°	70°	71°	
D5	DC35	.078"	.34	.48	.58	.66	.80	.92	1.0	1.2	1.4	1.7	67°	69°	71°	
D2	DC56	.041"	—	—	.21	.25	.30	.35	.39	.47	.55	.67	—	14°	17°	
D3	DC56	.047"	—	—	.29	.34	.41	.48	.53	.65	.75	.92	—	20°	23°	
D4	DC56	.063"	—	.39	.48	.55	.67	.78	.87	1.06	1.23	1.51	20°	26°	29°	
D5	DC56	.078"	.38	.54	.66	.76	.93	1.08	1.20	1.47	1.69	2.08	26°	32°	34°	
D6	DC56	.094"	.55	.78	.95	1.10	1.35	1.55	1.74	2.13	2.46	3.02	34°	39°	41°	
D7	DC56	.109"	.76	1.07	1.32	1.52	1.86	2.15	2.40	2.94	3.40	4.16	45°	52°	54°	
D8	DC56	.125"	.96	1.36	1.67	1.93	2.36	2.73	3.05	3.73	4.32	5.28	52°	57°	59°	
D10	DC56	.156"	1.35	1.91	2.34	2.70	3.31	3.82	4.26	5.22	6.03	7.39	62°	65°	67°	

How to order:

To order orifice disc only, specify disc no., material.

Examples:

- DCER-2 – Ceramic
- D2 – Hardened Stainless Steel
- DE-2 – Stainless Steel
- DVP-2 – Polymer

To order core only, specify core no., material.

Examples:

- DC13-CER – Ceramic
- DC13-HSS – Hardened Stainless Steel
- DC13-AL – Aluminum
- DC13 – Brass
- DC13-NY – Nylon

STRAINER NOTE: For nozzles using orifice disc nos. 1, 1.5, and 2; or core nos. 31 and 33, slotted strainer no. 4514-20 equivalent to 25 mesh screen size is required. For all other larger capacity discs and cores, slotted strainer no. 4514-32 equivalent to 16 mesh screen size is required.



Typical Applications:

See selection guide on pages 44 and 45 for recommended typical application for FullJet.

Features:

- Large droplets to reduce drift
- Excellent spray distribution over a range of pressures (15-40 PSI/1-3 bar)
- Ideal for use on rigs with sprayer controllers

- Wide spray angle allows use on 40" spacings
- Available in VisiFlo® color-coding system in all stainless steel or Celcon® with stainless steel vane
- Can be used with No. CP25607-*⁻NY for Quick TeeJet® connection. Reference page 104 for more information

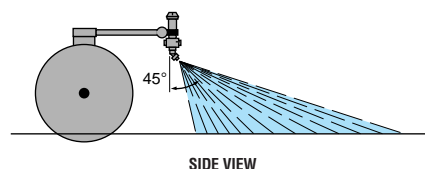


Nozzle Icon	PSI	Capacity 1 Nozzle in GPM	Capacity 1 Nozzle in oz./min.	GPA 40"					
				3 mph	4 mph	5 mph	6 mph	7 mph	7.5 mph
FL-5VS FL-5VC	15	0.34	44	16.8	12.6	10.1	8.4	7.2	6.7
	20	0.38	49	18.8	14.1	11.3	9.4	8.1	7.5
	30	0.46	59	23	17.1	13.7	11.4	9.8	9.1
	40	0.52	67	26	19.3	15.4	12.9	11.0	10.3
FL-6.5VS FL-6.5VC	15	0.42	54	21	15.6	12.5	10.4	8.9	8.3
	20	0.48	61	24	17.8	14.3	11.9	10.2	9.5
	30	0.57	73	28	21	16.9	14.1	12.1	11.3
	40	0.65	83	32	24	19.3	16.1	13.8	12.9
FL-8VS FL-8VC	15	0.51	65	25	18.9	15.1	12.6	10.8	10.1
	20	0.58	74	29	22	17.2	14.4	12.3	11.5
	30	0.70	90	35	26	21	17.3	14.9	13.9
	40	0.79	101	39	29	23	19.6	16.8	15.6
FL-10VS FL-10VC	15	0.67	86	33	25	19.9	16.6	14.2	13.3
	20	0.76	97	38	28	23	18.8	16.1	15.0
	30	0.91	116	45	34	27	23	19.3	18.0
	40	1.00	128	50	37	30	25	21	19.8
FL-15VS FL-15VC	15	0.97	124	48	36	29	24	21	19.2
	20	1.11	142	55	41	33	27	24	22
	30	1.32	169	65	49	39	33	28	26
	40	1.50	192	74	56	45	37	32	30

Suggested Spray Height at 45° Angle

20"	40"
20"	10 - 18"
40"	14 - 18"

FullJet nozzles should be angled at 30°-45° from vertical for uniform spray distribution.



How to order:

Specify tip number.

Examples:

FL-5VS – Stainless Steel with VisiFlo color-coding

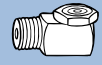



FL-5VC – Celcon with Stainless Steel Vane and VisiFlo color-coding

Note: Always double check your application rates. See pages 124 and 125 for useful formulas and information.




- Made of stainless steel
- Large orifices and open internal passages help minimize clogging problems
- Nozzle caps are interchangeable
- 1/4" NPT or BSPT (M) inlet connection



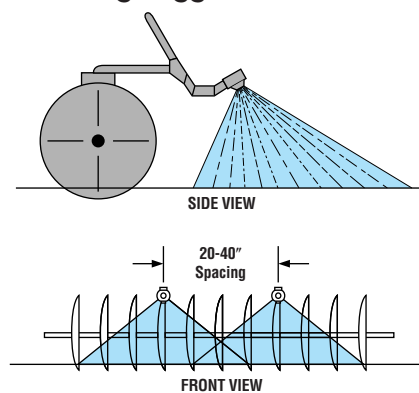
		Capacity 1 Nozzle in GPM	Capacity 1 Nozzle in oz./min.	GPA  20° 					
				3 mph	4 mph	5 mph	6 mph	7 mph	7.5 mph
1/4B-SS2-2W	10	0.20	26	19.8	14.9	11.9	9.9	8.5	7.9
	20	0.27	35	27	20	16.0	13.4	11.5	10.7
	40	0.37	47	37	27	22	18.3	15.7	14.7
	60	0.44	56	44	33	26	22	18.7	17.4
	80	0.49	63	49	36	29	24	21	19.4
1/4B-SS2-5W	10	0.27	35	27	20	16.0	13.4	11.5	10.7
	20	0.40	51	40	30	24	19.8	17.0	15.8
	40	0.52	67	51	39	31	26	22	21
	60	0.63	81	62	47	37	31	27	25
	80	0.72	92	71	53	43	36	31	29
1/4B-SS3-8W	10	0.41	52	41	30	24	20	17.4	16.2
	20	0.56	72	55	42	33	28	24	22
	40	0.78	100	77	58	46	39	33	31
	60	0.96	123	95	71	57	48	41	38
	80	1.08	138	107	80	64	53	46	43
1/4B-SS5-5W	10	0.50	64	50	37	30	25	21	19.8
	20	0.70	90	69	52	42	35	30	28
	40	0.98	125	97	73	58	49	42	39
	60	1.19	152	118	88	71	59	50	47
	80	1.37	175	136	102	81	68	58	54
1/4B-SS5-8W	10	0.56	72	55	42	33	28	24	22
	20	0.81	104	80	60	48	40	34	32
	40	1.13	145	112	84	67	56	48	45
	60	1.38	177	137	102	82	68	59	55
	80	1.56	200	154	116	93	77	66	62
1/4B-SS5-10W	10	0.65	83	64	48	39	32	28	26
	20	0.92	118	91	68	55	46	39	36
	40	1.30	166	129	97	77	64	55	51
	60	1.60	205	158	119	95	79	68	63
	80	1.80	230	178	134	107	89	76	71
1/4B-SS5-15W	10	0.77	99	76	57	46	38	33	30
	20	1.10	141	109	82	65	54	47	44
	40	1.50	192	149	111	89	74	64	59
	60	1.80	230	178	134	107	89	76	71
	80	2.20	282	218	163	131	109	93	87
1/4B-SS10-10W	10	1.00	128	99	74	59	50	42	40
	20	1.40	179	139	104	83	69	59	55
	40	1.95	250	193	145	116	97	83	77
	60	2.38	305	236	177	141	118	101	94
	80	2.73	349	270	203	162	135	116	108

Note: Always double check your application rates. See pages 124 and 125 for useful formulas and information.

Hollow Cone Spray Pattern



Mounting Suggestions:



How to order:

Specify nozzle no., material.
Example: 1/4B-SS5-5W Stainless Steel
Available in BSPT.

150° Series Stainless Steel and Brass

Suggested for post-directed application with hose drops.

How to order:
Example: TQ150-03-SS
Stainless Steel



NOTE: Tip numbers shown indicate stainless steel construction. Also available in brass.

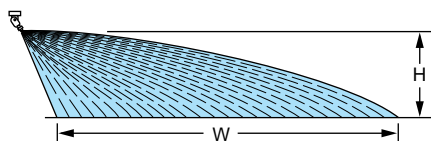
Icon	PSI	Capacity 1 Nozzle in GPM	GPA 20"											
			4 mph	5 mph	6 mph	7 mph	8 mph	9 mph	10 mph	12 mph	14 mph	16 mph	18 mph	
			TQ150-01-SS (100)	20: 0.071 25: 0.079 30: 0.087 40: 0.10 50: 0.11	5.3 5.9 6.5 7.4 8.2	4.2 4.7 5.2 5.9 6.5	3.5 3.9 4.3 5.0 5.4	3.0 3.4 3.7 4.2 4.7	2.6 2.9 3.2 3.7 4.1	2.3 2.6 2.9 3.3 3.6	2.1 2.3 2.6 3.0 3.3	1.8 2.0 2.2 2.5 2.7	1.5 1.7 1.8 2.1 2.3	1.3 1.5 1.6 1.9 2.0
TQ150-015-SS (100)	20: 0.11 25: 0.12 30: 0.13 40: 0.15 50: 0.17	8.2 8.9 9.7 11.1 12.6	6.5 7.1 7.7 8.9 10.1	5.4 5.9 6.4 7.4 8.4	4.7 5.1 5.5 6.4 7.2	4.1 4.5 4.8 5.6 6.3	3.6 4.0 4.3 5.0 5.6	3.3 3.6 3.9 4.5 5.0	2.7 3.0 3.2 3.7 4.2	2.3 2.5 2.8 3.2 3.6	2.0 2.2 2.4 2.8 3.2	1.8 2.0 2.1 2.5 2.8		
TQ150-02-SS (100)	20: 0.14 25: 0.16 30: 0.17 40: 0.20 50: 0.22	10.4 11.9 12.6 14.9 16.3	8.3 9.5 10.1 11.9 13.1	6.9 7.9 8.4 9.9 10.9	5.9 6.8 7.2 8.5 9.3	5.2 5.9 6.3 7.4 8.2	4.6 5.3 5.6 6.6 7.3	4.2 4.8 5.0 5.9 6.5	3.5 4.0 4.2 5.0 5.4	3.0 3.4 3.6 4.2 4.7	2.6 3.0 3.2 3.7 4.1	2.3 2.6 2.8 3.3 3.6		
TQ150-03-SS (100)	20: 0.21 25: 0.24 30: 0.26 40: 0.30 50: 0.34	15.6 17.8 19.3 22 25	12.5 14.3 15.4 17.8 20	10.4 11.9 12.9 14.9 16.8	8.9 10.2 11.0 12.7 14.4	7.8 8.9 9.7 11.1 12.6	6.9 7.9 8.6 9.9 11.2	6.2 7.1 7.7 8.9 10.1	5.2 5.9 6.4 7.4 8.4	4.5 5.1 5.5 6.4 7.2	3.9 4.5 4.8 5.6 6.3	3.5 4.0 4.3 5.0 5.6		
TQ150-04-SS (50)	20: 0.28 25: 0.32 30: 0.35 40: 0.40 50: 0.45	21 24 26 30 33	16.6 19.0 21 24 27	13.9 15.8 17.3 19.8 22	11.9 13.6 14.9 17.0 19.1	10.4 11.9 13.0 14.9 16.7	9.2 10.6 11.6 13.2 14.9	8.3 9.5 10.4 11.9 13.4	6.9 7.9 8.7 9.9 11.1	5.9 6.8 7.4 8.5 9.5	5.2 5.9 6.5 7.4 8.5	4.6 5.3 5.8 6.6 7.4		
TQ150-05-SS (50)	20: 0.35 25: 0.40 30: 0.43 40: 0.50 50: 0.56	26 30 32 37 42	21 24 26 30 33	17.3 19.8 21 25 28	14.9 17.0 18.2 21 24	13.0 14.9 16.0 18.6 21	11.6 13.2 14.2 16.5 18.5	10.4 11.9 12.8 14.9 16.6	8.7 9.9 10.6 12.4 13.9	7.4 8.5 9.1 10.6 11.9	6.5 7.4 8.0 9.3 10.4	5.8 6.6 7.1 8.3 9.2		
TQ150-06-SS (50)	20: 0.42 25: 0.47 30: 0.52 40: 0.60 50: 0.67	31 35 38 45 50	25 28 31 36 40	21 23 26 30 33	17.8 19.9 22 25 28	15.6 17.4 19.3 22 25	13.9 15.5 17.2 19.8 22	12.5 14.0 15.4 17.8 19.9	10.4 11.6 12.9 14.9 16.6	8.9 10.0 11.0 12.7 14.2	7.8 8.7 9.7 11.1 12.4	6.9 7.8 8.6 9.9 11.1		
TQ150-08-SS (50)	20: 0.57 25: 0.63 30: 0.69 40: 0.80 50: 0.89	42 47 51 59 66	34 37 41 48 53	28 31 34 40 44	24 27 29 34 38	21 23 26 30 33	18.8 21 23 26 29	18.8 21 23 26 29	16.9 18.7 20 24 26	14.1 15.6 17.1 19.8 22	12.1 13.4 14.6 17.0 18.9	10.6 11.7 12.8 14.9 16.5	9.4 10.4 11.4 13.2 14.7	
TQ150-09-SS (50)	20: 0.64 25: 0.71 30: 0.78 40: 0.90 50: 1.01	48 53 58 67 75	48 52 56 63 70	32 35 39 45 50	27 30 33 39 43	24 26 29 33 37	21 23 26 30 33	21 23 26 30 33	19.0 17.6 19.3 27 25	15.8 15.1 16.5 19.1 18.7	13.6 13.2 14.5 16.7 15.7	11.9 11.7 12.9 16.7 15.7	10.6 11.7 12.9 14.9 13.6	

Note: Always double check your application rates. See pages 124 and 125 for useful formulas and information.

TeeJet® Off-Center Flat Spray Tips — Smaller Capacities

TeeJet Off-Center spray tips are commonly installed in double and single swivel nozzle bodies. Because these bodies are adjustable for angular position, a wide spray swath is easily obtained. See page 74 for swivels and hose drops.

How to order:
Specify tip number and material.
Example: OC-02 Brass



Icon	PSI	Capacity 1 Nozzle in GPM	"W" in inches	"H" = 18"				"W" in inches	"H" = 24"			
				GPA					GPA			
				3 mph	4 mph	5 mph	6 mph		3 mph	4 mph	5 mph	6 mph
OC-02	30: 0.17 40: 0.20 60: 0.24	68 70 72	5.0 5.7 6.6	3.7 4.2 5.0	3.0 3.4 4.0	2.5 2.8 3.3	75 77 78	4.5 5.1 6.1	3.4 3.9 4.6	2.7 3.1 3.7	2.2 2.6 3.0	
OC-03	30: 0.26 40: 0.30 60: 0.37	77 80 82	6.7 7.4 8.9	5.0 5.6 6.7	4.0 4.5 5.4	3.3 3.7 4.5	80 83 85	6.4 7.2 8.6	4.8 5.4 6.5	3.9 4.3 5.2	3.2 3.6 4.3	
OC-04	30: 0.35 40: 0.40 60: 0.49	91 93 94	7.6 8.5 10.3	5.7 6.4 7.7	4.6 5.1 6.2	3.8 4.3 5.2	93 94 95	7.5 8.4 10.2	5.6 6.3 7.7	4.5 5.1 6.1	3.7 4.2 5.1	
OC-06	30: 0.52 40: 0.60 60: 0.73	99 101 102	10.4 11.8 14.2	7.8 8.8 10.6	6.2 7.1 8.5	5.2 5.9 7.1	108 110 111	9.5 10.8 13.0	7.2 8.1 9.8	5.7 6.5 7.8	4.8 5.4 6.5	
OC-08	30: 0.69 40: 0.80 60: 0.98	100 102 104	13.7 15.5 18.7	10.2 11.6 14.0	8.2 9.3 11.2	6.8 7.8 9.3	110 112 113	12.4 14.1 17.2	9.3 10.6 12.9	7.5 8.5 10.3	6.2 7.1 8.6	
OC-12	30: 1.04 40: 1.20 60: 1.47	102 104 105	20 23 28	15.1 17.1 21	12.1 13.7 16.6	10.1 11.4 13.9	113 115 116	18.2 21 25	13.7 15.5 18.8	10.9 12.4 15.1	9.1 10.3 12.5	
OC-16	30: 1.39 40: 1.60 60: 1.96	132 138 143	21 23 27	15.6 17.2 20	12.5 13.8 16.3	10.4 11.5 13.6	142 146 148	19.4 22 26	14.5 16.3 19.7	11.6 13.0 15.7	9.7 10.8 13.1	

Note: Always double check your application rates. See pages 124 and 125 for useful formulas and information.

BoomJet® Boomless Nozzles with Extra Wide Flat Spray Projection



5880-3/4" NPT Female
Back inlet connection. Weights: brass 2 pounds, aluminum 3/4 pound.

Type 5880 BoomJet Nozzle is used for spraying areas not easily accessed with a boom sprayer. It combines two off-center tips and three VeeJet® nozzles to produce an overall wide swath flat spray. The nozzle assembly provides good distribution considering the wide pattern coverage obtained; however the uniformity is not as good as with a properly operated boom sprayer.* Supplied with one additional 1/4" NPT pipe plug and one blank tip for setting BoomJet to one side only. Also has a 1/4" NPT pressure gauge port.

**Uniformity can be optimized by double overlapping spray swaths on successive sprayer passes. Remember, this also doubles the application volume.*

How to order:

Specify BoomJet Nozzle no., material.
Example: 5880-3/4-2TOC-AL06 Aluminum



W = Maximum effective coverage with nozzle mounted at 36" height.

Nozzle	Cap (2)	Tip (2)	Tip (1)	PSI	Total Capacity GPM	"W" in feet	GPA				
							4 mph	5 mph	7.5 mph	10 mph	15 mph
5880-3/4-2TOC06	#6733-OC06	H1/4VV-1506	H1/4VVL-9502 with 50 mesh strainer	20	1.84	33.5	6.8	5.4	3.6	2.7	1.8
				30	2.25	34	8.2	6.6	4.4	3.3	2.2
				40	2.60	34.5	9.3	7.5	5.0	3.7	2.5
5880-3/4-2TOC10	OC10	H1/4U-0508HE	H1/4VVL-11004 with 50 mesh strainer	20	2.83	39.5	8.9	7.1	4.7	3.5	2.4
				30	3.46	40	10.7	8.6	5.7	4.3	2.9
				40	4.00	40.5	12.2	9.8	6.5	4.9	3.3
5880-3/4-2TOC20	OC20	H1/4U-0520HE	H1/4VVL-9506 with 50 mesh strainer	20	6.08	47	16.0	12.8	8.5	6.4	4.3
				30	7.45	50	18.4	14.8	9.8	7.4	4.9
				40	8.60	52	20	16.4	10.9	8.2	5.5
5880-3/4-2TOC40	OC40	H1/4U-0540HE	H1/4U-9510	20	12.0	56	27	21	14.1	10.6	7.1
				30	14.7	60	30	24	16.2	12.1	8.1
				40	17.0	63	33	27	17.8	13.4	8.9

Note: Always double check your application rates. See page 124 and 125 for useful formulas and information.

TeeJet® Swivel Spray Nozzles with Off-Center Flat Spray Tips — Larger Capacities



Type 4629-3/4-TOC Single Swivel with 3/4" NPT (F) pipe connection. Brass.



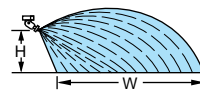
Type 4418-3/4-2TOC Double Swivel with 3/4" NPT (F) pipe connection. Brass.

Large capacity swivel nozzles, available in both single or double styles, are available with 3/4" NPT (F) inlet connections for use as boomless type nozzles. For double swivels the tabulated GPM capacities are twice those shown for single swivels.

How to order:

Specify swivel number, material.
Example: 4629-3/4-TOC10 Brass

Extra Wide Flat Spray Coverage



W = Maximum effective coverage with nozzle mounted at 36" height.

Nozzle	PSI	Capacity 1 Nozzle in GPM	"W" in feet	"H" = 36"		
				GPA		
				5 mph	10 mph	15 mph
4629-3/4-TOC10	30	0.87	18	4.8	2.4	1.6
	40	1.00	18.5	5.4	2.7	1.8
	60	1.22	18.5	6.5	3.3	2.2
4629-3/4-TOC20	30	1.73	23.5	7.3	3.6	2.4
	40	2.00	24.5	8.1	4.0	2.7
	60	2.45	24.5	9.9	5.0	3.3
4629-3/4-TOC40	30	3.46	26	13.2	6.6	4.4
	40	4.00	27	14.7	7.3	4.9
	60	4.90	27	18.0	9.0	6.0
4629-3/4-TOC80	30	6.93	29	24	11.8	7.9
	40	8.00	30	26	13.2	8.8
	60	9.80	30	32	16.2	10.8
4629-3/4-TOC150	30	13.0	30.5	42	21	14.1
	40	15.0	31.5	47	24	15.7
	60	18.4	31.5	58	29	19.3
4629-3/4-TOC300	30	26.0	32	80	40	27
	40	30.0	33	90	45	30
	60	36.7	33.5	108	54	36

Note: Always double check your application rates. See page 124 and 125 for useful formulas and information.