



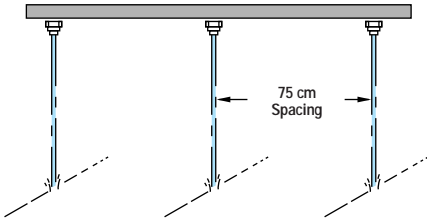
StreamJet® Solid Stream Spray Nozzles

Stainless Steel for Banding Fertilizers

- Permits banding fluids at high rig speeds.
- Large orifices with no internal obstructions permit non-clogging suspension applications.
- Lower drift potential.
- Reference pages 88-104 for more information.



Nozzle	bar	l/min	l/ha 75 cm												
			4 km/h	5 km/h	6 km/h	7 km/h	8 km/h	10 km/h	12 km/h	16 km/h	18 km/h	20 km/h	25 km/h	30 km/h	35 km/h
H¼U-SS0010	1.0	2.28	456	365	304	261	228	182	152	114	101	91.2	73.0	60.8	52.1
	1.5	2.79	558	446	372	319	279	223	186	140	124	112	89.3	74.4	63.8
	2.0	3.22	644	515	429	368	322	258	215	161	143	129	103	85.9	73.6
	2.5	3.60	720	576	480	411	360	288	240	180	160	144	115	96.0	82.3
H¼U-SS0015	1.0	3.42	684	547	456	391	342	274	228	171	152	137	109	91.2	78.2
	1.5	4.18	836	669	557	478	418	334	279	209	186	167	134	111	95.5
	2.0	4.83	966	773	644	552	483	386	322	242	215	193	155	129	110
	2.5	5.40	1080	864	720	617	540	432	360	270	240	216	173	144	123
H¼U-SS0020	1.0	4.56	912	730	608	521	456	365	304	228	203	182	146	122	104
	1.5	5.58	1116	893	744	638	558	446	372	279	248	223	179	149	128
	2.0	6.45	1290	1032	860	737	645	516	430	323	287	258	206	172	147
	2.5	7.21	1442	1154	961	824	721	577	481	361	320	288	231	192	165
H¼U-SS0030	1.0	6.84	1368	1094	912	782	684	547	456	342	304	274	219	182	156
	1.5	8.37	1674	1339	1116	957	837	670	558	419	372	335	268	223	191
	2.0	9.67	1934	1547	1289	1105	964	774	645	484	430	387	309	258	221
	2.5	10.81	2162	1730	1441	1235	1081	865	721	541	480	432	346	288	247
H¼U-SS0040	1.0	9.11	1822	1458	1215	1041	911	729	607	456	405	364	292	243	208
	1.5	11.16	2232	1786	1488	1275	1116	893	744	558	496	446	357	298	255
	2.0	12.89	2578	2062	1719	1473	1289	1031	859	645	573	516	412	344	295
	2.5	14.41	2882	2306	1921	1647	1441	1153	961	721	640	576	461	384	329
H¼U-SS0050	1.0	11.40	2280	1824	1520	1303	1140	912	760	570	507	456	365	304	261
	1.5	13.96	2792	2234	1861	1595	1396	1117	931	698	620	558	447	372	319
	2.0	16.12	3224	2579	2149	1842	1612	1290	1075	806	716	645	516	430	368
	2.5	18.02	3604	2883	2403	2059	1802	1442	1201	901	801	721	577	481	412
H¼U-SS0060	1.0	13.67	2734	2187	1823	1562	1367	1094	911	684	608	547	437	365	312
	1.5	16.75	3350	2680	2233	1914	1675	1340	1117	838	744	670	536	447	383
	2.0	19.34	3868	3094	2579	2210	1934	1547	1289	967	860	774	619	516	442
	2.5	21.62	4324	3459	2883	2471	2162	1730	1441	1081	961	865	692	577	494



How to order:

Specify nozzle no., material.

Example: H¼U-SS0010 Stainless Steel




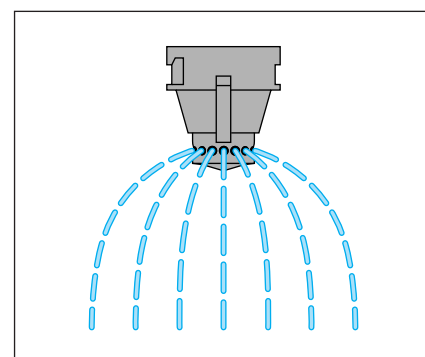
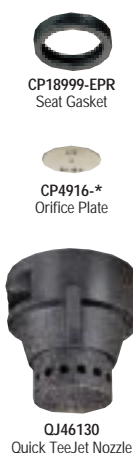
Common Application

- Spraying of liquid fertilizer.

See selection guide on pages 26 and 27 for recommended typical application for Quick TeeJet 8-Orifice nozzles.

Features:

- Quick TeeJet connection.
- Uniformly distributed streams of liquid fertilizers.
- Recommended operating pressure 1 to 3 bar.
- Coarse droplets reduce drift.
- Semicircle spray pattern.
- Variation of flow rate by simply changing the orifice plate.






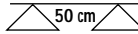
How to order:

To order nozzle, specify nozzle number.
Example: QJ46130-1-NYB

To order gasket, specify gasket number.
Example: CP18999-EPR (Viton option)

To order flow regulator, specify flow regulator number.
Example: CP4916-*

*Determine capacity number

QJ46130 + 	 bar	l/min	 (cm)	l/ha  50 cm												
				4 km/h	5 km/h	6 km/h	7 km/h	8 km/h	10 km/h	12 km/h	16 km/h	18 km/h	20 km/h	25 km/h	30 km/h	35 km/h
4916-35	1.5	0.44	100	132	106	88.0	75.4	66.0	52.8	44.0	33.0	29.3	26.4	21.1	17.6	15.1
	2	0.51		153	122	102	87.4	76.5	61.2	51.0	38.3	34.0	30.6	24.5	20.4	17.5
	2.5	0.57		171	137	114	97.7	85.5	68.4	57.0	42.8	38.0	34.2	27.4	22.8	19.5
	3	0.62		186	149	124	106	93.0	74.4	62.0	46.5	41.3	37.2	29.8	24.8	21.3
4916-39	1.5	0.53	100	159	127	106	90.9	79.5	63.6	53.0	39.8	35.3	31.8	25.4	21.2	18.2
	2	0.61		183	146	122	105	91.5	73.2	61.0	45.8	40.7	36.6	29.3	24.4	20.9
	2.5	0.68		204	163	136	117	102	81.6	68.0	51.0	45.3	40.8	32.6	27.2	23.3
	3	0.75		225	180	150	129	113	90.0	75.0	56.3	50.0	45.0	36.0	30.0	25.7
4916-48	1.5	0.80	100	240	192	166	137	120	96.0	80.0	60.0	53.3	48.0	38.4	32.0	27.4
	2	0.92		276	221	184	158	138	110	92.0	69.0	61.3	55.2	44.2	36.8	31.5
	2.5	1.03		309	247	206	177	155	124	103	77.3	68.7	61.8	49.4	41.2	35.3
	3	1.13		339	271	226	194	170	136	113	84.8	75.3	67.8	54.2	45.2	38.7
4916-59	1	0.99	100	297	238	198	170	149	119	99	74.3	66.0	59.4	47.5	39.6	33.9
	1.5	1.21		363	290	242	207	182	145	121	90.8	80.7	72.6	58.1	48.4	41.5
	2	1.40		420	336	280	240	210	168	140	105	93.3	84.0	67.2	56.0	48.0
	2.5	1.56		468	374	312	267	234	187	156	117	104	93.6	74.9	62.4	53.5
4916-68	1	1.30	100	390	312	260	223	195	156	130	97.5	86.7	78.0	62.4	52.0	44.6
	1.5	1.59		477	382	318	273	239	191	159	119	106	95.4	76.3	63.6	54.5
	2	1.84		552	442	368	315	276	221	184	138	123	110	88.3	73.6	63.1
	2.5	2.05		615	492	410	351	308	246	205	154	137	123	98.4	82.0	70.3
4916-72	1	1.46	100	438	350	292	250	219	175	146	110	97.3	87.6	70.1	58.4	50.1
	1.5	1.79		537	430	358	307	269	215	179	134	119	107	85.9	71.6	61.4
	2	2.07		621	497	414	355	311	248	207	155	138	124	99.4	82.8	71.0
	2.5	2.31		693	554	462	396	347	277	231	173	154	139	111	92.4	79.2
4916-80	1	1.81	100	543	434	362	310	272	217	181	136	121	109	86.9	72.4	62.1
	1.5	2.21		663	530	442	379	332	265	221	166	147	133	106	88.4	75.8
	2	2.56		768	614	512	439	384	307	256	192	171	154	123	102	87.8
	2.5	2.86		858	686	572	490	429	343	286	215	191	172	137	114	98.1
3	3.13	939	751	626	537	470	376	313	235	209	188	150	125	107		

Quick TeeJet® 3-Orifice Nozzles

Common Application

- Spraying of liquid fertilizer.

How to order:

Example: QJ19840-*-*-NY



CP18999-EPR
Seat Gasket



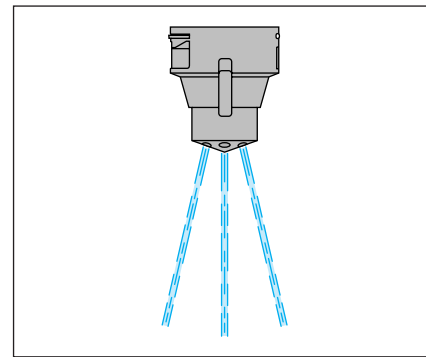
CP4916-*
Orifice Plate



QJ19840
Quick TeeJet Nozzle

Features:

- Quick TeeJet connection.
- Uniformly distributed streams of liquid fertilizer.
- Recommended operating pressure 1 to 3 bar.
- Coarse droplets reduce drift.
- Semicircle spray pattern.
- Variation of flow rate by simply changing the orifice plate.



For more information write for Data Sheet 19840M-1 or 2.

* Determine capacity.

QJ19840-1 	bar	l/min		l/ha 50 cm											
				4 km/h	5 km/h	6 km/h	7 km/h	8 km/h	10 km/h	12 km/h	16 km/h	18 km/h	20 km/h	25 km/h	30 km/h
4916-41	1	0.60	50	180	144	120	103	90.0	72.0	60.0	45.0	40.0	28.8	24.0	20.6
	1.5	0.75	50	225	180	150	129	113	90.0	75.0	56.3	50.0	36.0	30.0	25.7
	2	0.85	50	255	204	170	146	128	102	85.0	63.8	56.7	51.0	40.8	34.0
4916-55	2.5	0.93	50	279	223	186	159	140	112	93.0	69.8	62.0	55.8	44.6	37.2
	3	1.00	50	300	240	200	171	150	120	100	75.0	66.7	60.0	48.0	40.0
	1	1.00	50	300	240	200	171	150	120	100	75.0	66.7	60.0	48.0	40.0
4916-78	1.5	1.20	50	360	288	240	206	180	144	120	90.0	80.0	72.0	57.6	48.0
	2	1.35	50	405	324	270	231	203	162	135	101	90.0	81.0	64.8	54.0
	2.5	1.51	50	453	362	302	259	227	181	151	113	101	90.6	72.5	60.4
4916-115	3	1.70	50	510	408	340	291	255	204	170	128	113	102	81.6	68.0
	1	1.60	50	480	384	320	274	240	192	160	120	107	96.0	76.8	64.0
	1.5	1.90	50	570	456	380	326	285	228	190	143	127	114	91.2	76.0
4916-115	2	2.20	50	660	528	440	377	330	264	220	165	147	132	106	88.0
	2.5	2.49	50	747	598	498	427	374	299	249	187	166	149	120	99.6
	3	2.75	50	825	660	550	471	413	330	275	206	183	165	132	110


QJ19840-2 	bar	l/min		l/ha 50 cm											
				4 km/h	5 km/h	6 km/h	7 km/h	8 km/h	10 km/h	12 km/h	16 km/h	18 km/h	20 km/h	25 km/h	30 km/h
4916-41	1	0.50	50	150	120	100	85.7	75.0	60.0	50.0	37.5	33.3	30.0	24.0	20.0
	1.5	0.62	50	186	149	124	106	93.0	74.4	62.0	46.5	41.3	37.2	29.8	24.8
	2	0.71	50	213	170	142	122	107	85.2	71.0	53.3	47.3	42.6	34.1	28.4
4916-46	2.5	0.79	50	237	190	158	135	119	94.8	79.0	59.3	52.7	47.4	37.9	31.6
	3	0.87	50	261	209	174	149	131	104	87.0	65.3	58.0	52.2	41.8	34.8
	1	0.75	50	225	180	150	129	113	90.0	75.0	56.3	50.0	45.0	36.0	30.0
4916-52	1.5	0.92	50	276	221	184	158	138	110	92.0	69.0	61.3	55.2	44.2	36.8
	2	1.06	50	318	254	212	182	159	127	106	79.5	70.7	63.6	50.9	42.4
	2.5	1.18	50	354	283	236	202	177	142	118	88.5	78.7	70.8	56.6	47.2
4916-70	3	1.30	50	390	312	260	223	195	156	130	97.5	86.7	78.0	62.4	52.0
	1	1.00	50	300	240	200	171	150	120	100	75.0	66.7	60.0	48.0	40.0
	1.5	1.23	50	369	295	246	211	185	148	123	92.3	82.0	73.8	59.0	49.2
4916-70	2	1.42	50	426	341	284	243	213	170	142	107	94.7	85.2	68.2	56.8
	2.5	1.59	50	477	382	318	273	239	191	159	119	106	95.4	76.3	63.6
	3	1.74	50	522	418	348	298	261	209	174	131	116	104	83.5	69.6
4916-81	1	1.50	50	450	360	300	257	225	180	150	113	100	90.0	72.0	60.0
	1.5	1.85	50	555	444	370	317	278	222	185	139	123	111	88.8	74.0
	2	2.12	50	636	509	424	363	318	254	212	159	141	127	102	84.8
4916-81	2.5	2.36	50	708	566	472	405	354	283	236	177	157	142	113	94.4
	3	2.60	50	780	624	520	446	390	312	260	195	173	156	125	104
	1	1.91	50	573	458	382	327	287	229	191	143	127	115	91.7	76.4
4916-81	1.5	2.35	50	705	564	470	403	353	282	235	176	157	141	113	94.0
	2	2.70	50	810	648	540	463	405	324	270	203	180	162	130	108
	2.5	3.01	50	903	722	602	516	452	361	301	226	201	181	144	120
3	3.31	50	993	794	662	567	497	397	331	248	221	199	159	132	

QJ19840-3 	bar	l/min		l/ha 50 cm											
				4 km/h	5 km/h	6 km/h	7 km/h	8 km/h	10 km/h	12 km/h	16 km/h	18 km/h	20 km/h	25 km/h	30 km/h
4916-91	1	2.47	50	741	593	494	423	371	296	247	185	165	148	119	98.8
	1.5	3.05	50	915	732	610	523	458	366	305	229	203	183	146	122
	2	3.50	50	1050	840	700	600	525	420	350	263	233	210	168	140
4916-110	2.5	3.90	50	1170	936	780	669	585	468	390	293	260	234	187	156
	3	4.29	50	1287	1030	858	735	644	515	429	322	286	257	206	172
	1	3.58	50	1074	859	716	614	537	430	358	269	239	215	172	143
4916-110	1.5	4.43	50	1329	1063	886	759	665	532	443	332	295	266	213	177
	2	5.08	50	1524	1219	1016	871	762	610	508	381	339	305	244	203
	2.5	5.68	50	1695	1356	1130	969	848	678	565	424	377	339	273	226
4916-128	3	6.22	50	1866	1493	1244	1066	933	746	622	467	415	373	299	249
	1	4.73	50	1419	1135	946	811	710	568	473	355	315	284	227	189
	1.5	5.83	50	1749	1399	1166	999	875	700	583	437	389	350	280	233
4916-128	2	6.70	50	2010	1608	1340	1149	1005	804	670	503	447	402	322	268
	2.5	7.49	50	2247	1798	1498	1284	1124	899	749	562	499	449	360	300
	3	8.21	50	2463	1970	1642	1407	1232	985	821	616	547	493	394	328

Flow Regulators are usually mounted behind cultivator shanks for the subsurface application of liquid fertilizers and soil fumigants. They are also used for above-ground streaming applications.

How to order:
Specify orifice plate number.
Example: CP4916-8

Typical Assembly



NOTE: Always insert Orifice Plate with side marked with number facing the outlet.

MATERIAL: Stainless Steel

To determine l/ha for orifice plates, use the following equation:


$$l/ha = \frac{60,000 \times l/min \text{ (per nozzle)}}{km/h \times W}$$


Tables based on spraying water. See page 87 for conversion factors for other weight solutions.


W = Nozzle spacing (in cm) for broadcast spraying

= Spray width (in cm) for single nozzles, band spraying, or boomless spraying.

= Row spacing (in cm) divided by the number of nozzles per row for directed spraying.

	l/min			
	0.5 bar	1 bar	1.5 bar	2 bar
CP4916-8	0.013	0.018	0.023	0.026
CP4916-10	0.021	0.030	0.036	0.042
CP4916-12	0.030	0.042	0.052	0.060
CP4916-14	0.041	0.057	0.070	0.081
CP4916-15	0.046	0.065	0.080	0.092
CP4916-16	0.055	0.078	0.095	0.11
CP4916-18	0.065	0.092	0.11	0.13
CP4916-20	0.085	0.12	0.15	0.17
CP4916-22	0.10	0.14	0.17	0.20
CP4916-24	0.12	0.17	0.21	0.24
CP4916-25	0.13	0.18	0.23	0.26
CP4916-26	0.14	0.20	0.24	0.28
CP4916-27	0.15	0.21	0.25	0.29
CP4916-28	0.16	0.23	0.28	0.32
CP4916-29	0.18	0.25	0.30	0.35
CP4916-30	0.19	0.26	0.32	0.37
CP4916-31	0.20	0.28	0.34	0.39
CP4916-32	0.22	0.30	0.37	0.43
CP4916-34	0.24	0.33	0.41	0.47
CP4916-35	0.26	0.36	0.44	0.51
CP4916-37	0.28	0.39	0.48	0.55
CP4916-39	0.31	0.43	0.53	0.61
CP4916-40	0.33	0.47	0.57	0.66
CP4916-41	0.34	0.48	0.59	0.68
CP4916-43	0.37	0.52	0.64	0.74
CP4916-45	0.41	0.57	0.70	0.81
CP4916-46	0.43	0.62	0.75	0.87

	l/min			
	0.5 bar	1 bar	1.5 bar	2 bar
CP4916-47	0.44	0.62	0.76	0.88
CP4916-48	0.46	0.65	0.76	0.88
CP4916-49	0.48	0.67	0.82	0.95
CP4916-51	0.53	0.75	0.92	1.06
CP4916-52	0.54	0.76	0.94	1.08
CP4916-54	0.58	0.82	1.01	1.16
CP4916-55	0.61	0.86	1.05	1.21
CP4916-57	0.65	0.91	1.12	1.29
CP4916-59	0.70	0.99	1.21	1.40
CP4916-61	0.75	1.08	1.30	1.50
CP4916-63	0.79	1.12	1.37	1.58
CP4916-65	0.84	1.19	1.45	1.68
CP4916-67	0.90	1.27	1.55	1.79
CP4916-68	0.93	1.31	1.60	1.85
CP4916-70	0.99	1.39	1.71	1.97
CP4916-72	1.03	1.46	1.78	2.06
CP4916-73	1.07	1.51	1.84	2.13
CP4916-75	1.12	1.58	1.94	2.24
CP4916-78	1.24	1.75	2.15	2.48
CP4916-80	1.28	1.81	2.22	2.56
CP4916-81	1.33	1.88	2.30	2.66
CP4916-83	1.45	2.05	2.51	2.90
CP4916-86	1.52	2.14	2.62	3.03
CP4916-89	1.58	2.23	2.74	3.16
CP4916-91	1.69	2.38	2.92	3.37
CP4916-93	1.77	2.50	3.06	3.53
CP4916-95	1.84	2.60	3.19	3.68

	l/min			
	0.5 bar	1 bar	1.5 bar	2 bar
CP4916-98	2.02	2.85	3.49	4.03
CP4916-103	2.11	2.98	3.65	4.21
CP4916-107	2.37	3.35	4.10	4.74
CP4916-110	2.50	3.54	4.33	5.00
CP4916-115	2.77	3.91	4.79	5.53
CP4916-120	2.88	4.07	4.98	5.75
CP4916-125	3.16	4.46	5.46	6.31
CP4916-128	3.29	4.65	5.70	6.58
CP4916-132	3.53	4.99	6.11	7.05
CP4916-136	3.83	5.42	6.63	7.66
CP4916-140	4.08	5.77	7.07	8.16
CP4916-144	4.23	5.98	7.32	8.45
CP4916-147	4.34	6.14	7.52	8.68
CP4916-151	4.74	6.70	8.20	9.47
CP4916-156	5.00	7.07	8.66	10.00
CP4916-161	5.27	7.45	9.12	10.53
CP4916-166	5.53	7.81	9.57	11.05
CP4916-170	5.94	8.39	10.28	11.87
CP4916-172	6.19	8.75	10.71	12.37
CP4916-177	6.45	9.11	11.16	12.89
CP4916-182	6.71	9.49	11.62	13.42
CP4916-187	7.11	10.05	12.31	14.21
CP4916-196	7.90	11.17	13.67	15.79
CP4916-205	8.56	12.10	14.82	17.11
CP4916-218	9.61	13.58	16.64	19.21
CP4916-234	11.18	15.81	19.36	22.36
CP4916-250	12.90	18.24	22.34	25.80