

For spraying pesticides at higher pressures and flow rates. Especially suitable for wettable powders and other abrasive chemicals. Larger capacity nozzles are also used in air blast sprayers.

- Produce smaller droplets for thorough coverage with contact pesticides and foliar applications.
- Maximum spray pressure to 20 bar/300 PSI.

Orifice Discs

Available in a variety of sizes and materials. Ceramic for increased wear life, hardened stainless steel, stainless steel and polymer.



Ceramic Sizes Available:
DCER-2 through DCER-8, DCER-10.

Cores

Standard cores are made of brass. Also available in ceramic, hardened stainless steel, aluminum and Nylon. All cores with the exception of ceramic are made with rear "nibs." Make sure core is always placed with the nib facing the nozzle body.



Ceramic Sizes Available:
DC13-CER, DC23-CER, DC25-CER, DC31-CER, DC33-CER, DC35-CER, DC45-CER, DC46-CER, DC56-CER.



Full Cone Spray Pattern

Produced by Cores #31, 33, 35, & 56



Full Cone Type Spray Tips

Disc	Core	Orifice (mm)	l/min											Angle		
			0.7 bar	1 bar	2 bar	3 bar	4 bar	5 bar	6 bar	10 bar	15 bar	20 bar	1 bar	10 bar	20 bar	
D1	DC31	0.79	0.31	0.36	0.49	0.59	0.67	0.74	0.80	1.0	1.2	1.4	42°	40°	38°	
D1.5	DC31	0.91	0.39	0.45	0.63	0.76	0.86	0.95	1.0	1.3	1.6	1.8	54°	46°	40°	
D2	DC31	1.0	0.45	0.53	0.72	0.86	0.98	1.1	1.2	1.5	1.8	2.0	56°	54°	49°	
D3	DC31	1.2	0.49	0.58	0.80	0.95	1.1	1.2	1.3	1.6	1.9	2.2	58°	67°	58°	
D1	DC33	0.79	0.32	0.36	0.46	0.56	0.64	0.71	0.78	0.98	1.2	1.4	24°	37°	37°	
D1.5	DC33	0.91	0.42	0.47	0.63	0.75	0.85	0.95	1.0	1.3	1.6	1.9	34°	46°	45°	
D2	DC33	1.0	0.47	0.56	0.78	0.95	1.1	1.2	1.3	1.7	2.0	2.3	42°	55°	52°	
D3	DC33	1.2	0.57	0.68	0.95	1.1	1.3	1.5	1.6	2.0	2.5	2.8	46°	57°	56°	
D4	DC33	1.6	0.78	0.91	1.3	1.5	1.7	1.9	2.1	2.7	3.3	3.7	49°	63°	63°	
D1	DC35	0.79	0.30	0.36	0.48	0.58	0.65	0.71	0.78	0.97	1.2	1.3	16°	27°	27°	
D1.5	DC35	0.91	0.41	0.47	0.63	0.76	0.85	0.94	1.0	1.3	1.5	1.7	19°	30°	30°	
D2	DC35	1.0	0.53	0.62	0.83	0.99	1.1	1.2	1.3	1.7	2.0	2.2	38°	45°	40°	
D3	DC35	1.2	0.58	0.72	0.98	1.2	1.3	1.5	1.6	2.0	2.4	2.8	42°	48°	42°	
D4	DC35	1.6	1.0	1.2	1.6	2.0	2.3	2.5	2.8	3.5	4.2	4.8	65°	68°	60°	
D5	DC35	2.0	1.3	1.6	2.2	2.6	3.0	3.3	3.6	4.5	5.5	6.3	65°	69°	62°	
D2	DC56	1.0	—	—	0.80	0.98	1.1	1.2	1.4	1.8	2.2	2.5	—	18°	16°	
D3	DC56	1.2	—	—	1.1	1.3	1.6	1.7	1.9	2.4	3.0	3.4	—	24°	22°	
D4	DC56	1.6	—	1.3	1.8	2.2	2.5	2.8	3.1	4.0	4.8	5.6	18°	30°	28°	
D5	DC56	2.0	1.4	1.8	2.5	3.0	3.5	3.9	4.3	5.5	6.7	7.8	24°	35°	33°	
D6	DC56	2.4	2.2	2.7	3.7	4.5	5.3	5.9	6.5	8.5	10.2	11.9	31°	40°	38°	
D7	DC56	2.8	2.9	3.4	4.9	6.0	6.9	7.7	8.5	11.0	13.5	15.6	42°	53°	51°	
D8	DC56	3.2	3.7	4.4	6.2	7.6	8.8	9.8	10.8	13.9	17.0	19.6	48°	58°	56°	
D10	DC56	4.0	5.1	6.1	8.6	10.6	12.2	13.6	15.0	19.3	24	27	57°	66°	64°	

How to order:

To order orifice disc only, specify disc no., material.

Examples:

- DCER-2 – Ceramic
- D2 – Hardened Stainless Steel
- DE-2 – Stainless Steel
- DVP-2 – Polymer

To order core only, specify core no., material.

Examples:

- DC13-CER – Ceramic
- DC13-HSS – Hardened Stainless Steel
- DC13-AL – Aluminum
- DC13 – Brass
- DC13-NY – Nylon

STRAINER NOTE: For nozzles using orifice disc nos. 1, 1.5, and 2; or core nos. 31 and 33, slotted strainer no. 4514-20 equivalent to 25 mesh screen size is required. For all other larger capacity discs and cores, slotted strainer no. 4514-32 equivalent to 16 mesh screen size is required.

Typical Assembly with Ceramic Disc and Core



*Use 20229-NY gasket when 4514-NY nylon slotted strainer is not used.



Hollow Cone Type Spray Tips

Orifice	Disc	Orifice (mm)	l/min												Angle		
			0.7 bar	1 bar	2 bar	3 bar	4 bar	5 bar	6 bar	10 bar	15 bar	20 bar	1 bar	10 bar	20 bar		
D1	DC13	0.79	—	—	0.22	0.26	0.29	0.32	0.34	0.43	0.50	0.57	—	66°	68°		
D1.5	DC13	0.91	—	—	0.25	0.29	0.33	0.36	0.39	0.48	0.56	0.63	—	70°	72°		
D2	DC13	1.0	—	0.22	0.29	0.33	0.37	0.41	0.44	0.53	0.63	0.70	41°	74°	75°		
D3	DC13	1.2	—	0.24	0.30	0.35	0.41	0.44	0.48	0.59	0.68	0.77	45°	77°	78°		
D4	DC13	1.6	0.27	0.31	0.40	0.47	0.53	0.59	0.63	0.76	0.89	1.0	64°	84°	85°		
D1	DC23	0.79	—	—	0.24	0.28	0.32	0.34	0.38	0.46	0.54	0.61	—	63°	65°		
D1.5	DC23	0.91	—	—	0.28	0.34	0.39	0.42	0.46	0.58	0.69	0.78	—	66°	67°		
D2	DC23	1.0	—	0.28	0.37	0.43	0.49	0.53	0.57	0.70	0.83	0.93	43°	72°	72°		
D3	DC23	1.2	0.25	0.29	0.39	0.46	0.52	0.58	0.62	0.78	0.93	1.1	56°	77°	77°		
D4	DC23	1.6	0.32	0.37	0.51	0.61	0.70	0.77	0.83	1.1	1.3	1.4	62°	88°	88°		
D5	DC23	2.0	0.37	0.44	0.59	0.72	0.82	0.91	0.98	1.3	1.5	1.7	73°	96°	95°		
D6	DC23	2.4	0.42	0.50	0.69	0.83	0.95	1.1	1.2	1.5	1.8	2.0	79°	100°	99°		
D1	DC25	0.79	—	—	0.33	0.40	0.45	0.50	0.54	0.69	0.83	0.95	—	49°	51°		
D1.5	DC25	0.91	—	—	0.45	0.53	0.61	0.67	0.73	0.91	1.1	1.2	—	54°	55°		
D2	DC25	1.0	—	0.37	0.51	0.62	0.71	0.79	0.86	1.1	1.3	1.5	32°	61°	61°		
D3	DC25	1.2	0.39	0.45	0.63	0.75	0.86	0.95	1.0	1.3	1.6	1.8	47°	69°	69°		
D4	DC25	1.6	0.57	0.68	0.94	1.1	1.3	1.4	1.6	2.0	2.4	2.8	63°	82°	82°		
D5	DC25	2.0	0.64	0.81	1.1	1.4	1.6	1.7	1.9	2.4	2.9	3.3	70°	85°	84°		
D6	DC25	2.4	0.87	1.0	1.5	1.8	2.0	2.3	2.5	3.2	3.8	4.4	77°	89°	88°		
D7	DC25	2.8	1.0	1.2	1.7	2.0	2.3	2.6	2.9	3.7	4.5	5.1	83°	92°	91°		
D8	DC25	3.2	1.2	1.4	2.0	2.4	2.8	3.1	3.4	4.4	5.3	6.2	89°	96°	95°		
D10	DC25	4.0	1.5	1.7	2.4	3.0	3.5	3.9	4.2	5.5	6.7	7.7	94°	102°	101°		
D12	DC25	4.8	1.8	2.2	3.0	3.7	4.3	4.8	5.2	6.7	8.2	9.5	101°	111°	110°		
D14	DC25	5.6	1.9	2.3	3.3	4.1	4.7	5.2	5.8	7.5	9.1	10.2	105°	113°	112°		
D1	DC45	0.79	—	—	0.48	0.56	0.61	0.67	0.84	1.0	1.2	—	—	39°	40°		
D1.5	DC45	0.91	—	—	0.53	0.64	0.74	0.81	0.90	1.1	1.4	1.7	—	48°	50°		
D2	DC45	1.0	—	0.43	0.66	0.80	0.91	1.0	1.1	1.4	1.7	2.0	26°	58°	58°		
D3	DC45	1.2	—	0.53	0.74	0.91	1.0	1.2	1.3	1.6	2.0	2.3	34°	62°	62°		
D4	DC45	1.6	0.67	0.80	1.1	1.4	1.6	1.8	2.0	2.5	3.1	3.6	59°	73°	72°		
D5	DC45	2.0	0.87	1.0	1.5	1.8	2.0	2.3	2.5	3.2	3.9	4.5	63°	76°	75°		
D6	DC45	2.4	1.1	1.3	1.9	2.3	2.7	3.0	3.3	4.3	5.3	6.1	70°	80°	79°		
D7	DC45	2.8	1.3	1.5	2.2	2.7	3.1	3.5	3.9	5.0	6.2	7.2	78°	86°	85°		
D8	DC45	3.2	1.6	1.9	2.7	3.3	3.9	4.3	4.8	6.2	7.6	8.9	84°	89°	88°		
D10	DC45	4.0	2.0	2.5	3.5	4.4	5.0	5.6	6.2	8.0	9.8	11.5	88°	92°	91°		
D12	DC45	4.8	2.5	3.1	4.4	5.3	6.2	6.9	7.6	9.8	12.1	14.0	95°	101°	100°		
D14	DC45	5.6	2.8	3.4	4.9	6.0	7.0	7.8	8.6	11.2	13.6	15.9	99°	104°	103°		
D16	DC45	6.4	3.3	4.0	5.7	7.1	8.2	9.3	10.2	13.2	16.3	19.1	106°	111°	110°		
D1	DC46	0.79	—	—	0.58	0.66	0.74	0.81	1.0	1.3	1.5	—	—	17°	17°		
D1.5	DC46	0.91	—	—	0.84	0.97	1.1	1.2	1.5	1.8	2.1	—	—	18°	18°		
D2	DC46	1.0	—	—	0.89	1.1	1.2	1.3	1.5	1.9	2.2	2.5	—	20°	18°		
D3	DC46	1.2	—	—	1.0	1.3	1.5	1.6	1.8	2.3	2.8	3.2	—	23°	21°		
D4	DC46	1.6	1.1	1.3	1.8	2.2	2.5	2.8	3.2	4.0	4.9	5.7	20°	32°	31°		
D5	DC46	2.0	1.4	1.7	2.5	3.0	3.5	3.9	4.3	5.6	6.8	7.9	28°	41°	40°		
D6	DC46	2.4	2.1	2.5	3.6	4.4	5.0	5.7	6.2	8.0	9.8	11.4	38°	49°	47°		
D7	DC46	2.8	—	—	4.5	5.5	6.3	7.1	7.8	10.0	12.3	13.8	—	55°	53°		
D8	DC46	3.2	—	—	5.9	7.2	8.3	9.3	10.2	13.2	16.3	18.8	—	61°	59°		
D10	DC46	4.0	—	—	7.9	9.7	11.3	12.6	13.8	17.9	22	25	—	66°	64°		



CP26277-1-NY Quick TeeJet® Cap

For ceramic disc and core. See page 69 for ordering information.

How to order:

To order orifice disc only, specify disc no., material.

Examples:

- DCER-2 – Ceramic
- D2 – Hardened Stainless Steel
- DE-2 – Stainless Steel
- DVP-2 – Polymer

To order core only,

specify core no., material.

Examples:

- DC13-CER – Ceramic
- DC13-HSS – Hardened Stainless Steel
- DC13-AL – Aluminum
- DC13 – Brass
- DC13-NY – Nylon

STRAINER NOTE: For nozzles using orifice disc nos. 1, 1.5, and 2; or core nos. 31 and 33, slotted strainer no. 4514-20 equivalent to 25 mesh screen size is required. For all other larger capacity discs and cores, slotted strainer no. 4514-32 equivalent to 16 mesh screen size is required.

ConeJet® VisiFlo® Hollow Cone Spray Tips

Typical Applications:

EXCELLENT: Use for directed applications in air blast spraying for orchards and vineyards and other specialty crops. Also well-suited for applications of insecticides, fungicides, defoilants and foliar fertilizers at pressures of 3 bar/40 PSI and above.

Features:

- VisiFlo color-coded versions consist of stainless steel or ceramic orifice in a polypropylene body.

- Standard ConeJet spray nozzles (not color-coded) are available in brass and stainless steel with 65° (TY) and 80° (TX) spray angles.
- Finely atomized hollow cone spray pattern provides thorough coverage.
- Maximum pressure rating of 20 bar/300 PSI (spray angle is 80° at 7 bar/100 PSI).



Icon	Orifice Size (mm)	l/min																			
		2 bar	3 bar	4 bar	5 bar	6 bar	7 bar	8 bar	9 bar	10 bar	11 bar	12 bar	13 bar	14 bar	15 bar	16 bar	17 bar	18 bar	19 bar	20 bar	
TXVK-3	100	0.16	0.19	0.22	0.25	0.27	0.28	0.30	0.32	0.33	0.35	0.36	0.37	0.38	0.39	0.41	0.42	0.43	0.44	0.45	
TXVK-4	50	0.22	0.26	0.30	0.33	0.36	0.39	0.41	0.44	0.45	0.48	0.50	0.51	0.53	0.55	0.57	0.58	0.60	0.61	0.62	
TXVK-6	50	0.33	0.39	0.45	0.50	0.54	0.58	0.62	0.65	0.68	0.71	0.74	0.77	0.79	0.82	0.84	0.87	0.89	0.91	0.93	
TXVK-8	50	0.43	0.53	0.60	0.67	0.73	0.79	0.84	0.88	0.93	0.97	1.01	1.05	1.09	1.12	1.16	1.19	1.22	1.26	1.29	
TXVK-10	50	0.54	0.66	0.75	0.84	0.91	0.98	1.04	1.10	1.16	1.21	1.26	1.31	1.36	1.40	1.44	1.49	1.53	1.57	1.61	
TXVK-12	50	0.65	0.79	0.90	1.01	1.10	1.18	1.26	1.33	1.40	1.47	1.53	1.59	1.65	1.70	1.75	1.81	1.86	1.90	1.95	
TXVK-18	50	0.97	1.18	1.37	1.52	1.67	1.80	1.93	2.04	2.15	2.25	2.35	2.45	2.54	2.63	2.72	2.80	2.88	2.96	3.03	
TXVK-26	50	1.40	1.71	1.97	2.20	2.41	2.61	2.78	2.95	3.11	3.26	3.41	3.55	3.68	3.81	3.93	4.05	4.17	4.28	4.39	
TX*800050VK	100	0.16	0.19	0.22	0.25	0.27	0.28	0.30	0.32	0.33	0.35	0.36	0.37	0.38	0.39	0.41	0.42	0.43	0.44	0.45	
TX*800067VK	50	0.22	0.26	0.30	0.33	0.36	0.39	0.41	0.44	0.45	0.48	0.50	0.51	0.53	0.55	0.57	0.58	0.60	0.61	0.62	
TX*8001VK	50	0.33	0.39	0.45	0.50	0.54	0.58	0.62	0.65	0.68	0.71	0.74	0.77	0.79	0.82	0.84	0.87	0.89	0.91	0.93	
TX*80015VK	50	0.49	0.59	0.68	0.75	0.82	0.88	0.94	1.00	1.04	1.10	1.15	1.19	1.23	1.28	1.32	1.35	1.39	1.43	1.46	
TX*8002VK	50	0.65	0.79	0.90	1.01	1.10	1.18	1.26	1.33	1.40	1.47	1.53	1.59	1.65	1.70	1.75	1.81	1.86	1.90	1.95	
TX*8003VK	50	0.97	1.18	1.37	1.52	1.67	1.80	1.93	2.04	2.15	2.25	2.35	2.45	2.54	2.63	2.72	2.80	2.88	2.96	3.03	
TX*8004VK	50	1.29	1.58	1.82	2.05	2.25	2.40	2.57	2.72	2.86	3.01	3.14	3.27	3.39	3.55	3.62	3.73	3.84	3.94	4.05	

* Specify "A" or "B." See pages 51 and 52 for more information on TX ConeJet spray tips.

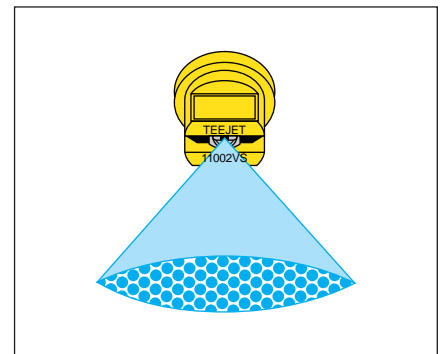
TeeJet® VisiFlo® Flat Spray Tips

Typical Applications:

EXCELLENT: Use for directed applications in air blast spraying for orchards and vineyards and other specialty crops. Also well-suited for applications of insecticides, fungicides, defoilants and foliar fertilizers at pressures of 3 bar/40 PSI and above.

Features:

- Tapered edge flat spray pattern for uniform coverage.
- VisiFlo color-coded version available with ceramic orifice.
- Maximum pressure rating of 20 bar/300 PSI.



Icon	Orifice Size (mm)	l/min																			
		2 bar	3 bar	4 bar	5 bar	6 bar	7 bar	8 bar	9 bar	10 bar	11 bar	12 bar	13 bar	14 bar	15 bar	16 bar	17 bar	18 bar	19 bar	20 bar	
TP8001VK	100	0.32	0.39	0.45	0.50	0.55	0.60	0.64	0.68	0.71	0.75	0.78	0.81	0.84	0.87	0.90	0.93	0.96	0.98	1.01	
TP80015VK	100	0.48	0.59	0.68	0.76	0.83	0.90	0.96	1.02	1.08	1.13	1.18	1.23	1.27	1.32	1.36	1.40	1.45	1.48	1.52	
TP8002VK	50	0.65	0.79	0.91	1.02	1.12	1.21	1.29	1.37	1.44	1.51	1.58	1.64	1.71	1.77	1.82	1.88	1.94	1.99	2.04	
XR8003VK	50	0.96	1.18	1.36	1.52	1.67	1.80	1.93	2.04	2.15	2.26	2.36	2.46	2.55	2.64	2.73	2.81	2.89	2.97	3.05	
XR8004VK	50	1.29	1.58	1.82	2.04	2.23	2.41	2.58	2.74	2.88	3.03	3.16	3.29	3.41	3.53	3.65	3.76	3.87	3.98	4.08	
XR8005VK	50	1.61	1.97	2.27	2.54	2.79	3.01	3.22	3.41	3.60	3.77	3.94	4.10	4.26	4.41	4.55	4.69	4.83	4.96	5.09	
XR8006VK	50	1.94	2.37	2.74	3.06	3.35	3.62	3.87	4.10	4.33	4.54	4.74	4.93	5.12	5.30	5.47	5.64	5.81	5.96	6.12	
XR8008VK	50	2.58	3.16	3.65	4.08	4.47	4.83	5.16	5.47	5.77	6.05	6.32	6.58	6.83	7.07	7.30	7.52	7.74	7.95	8.16	

Quick TeeJet® 39600 Multi-Position Valve

SPECIALTY NOZZLES




Features:

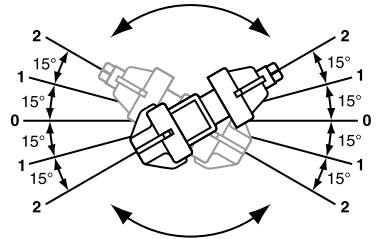
- Quick hand-indexing of 10 positions.
- Designed to work with all Quick TeeJet caps, tip strainers and nozzles.
- Built-in manual shutoff to stop liquid flow to the nozzle.
- Maximum operating pressure of 10 bar/150 PSI.
- TeeJet ChemSaver® for drip-free shutoff.
- Most commonly used on vertical booms in orchard and vineyard applications.



Typical Assembly with Ceramic Disc and Core




Indexing Positions



TeeJet® Specialty Valves

Rollover Valves

Developed for use on airblast sprayers. Maximum operating pressure of 34 bar. Positive shutoff at 90° from “on” position. Indexing recommended only at zero line pressure. Can be used with all standard TeeJet tips and strainers. Available inlet connections shown below. Made of brass.



23830
Double Outlet

Part No.	Inlet Connection
23830	1 1/16" -16
23830-1/4M	1/4" Male
23830-1/4F	1/4" Female



23831
Single Outlet

Part No.	Inlet Connection
23831	1 1/16" -16
23831-1/4M	1/4" Male
23831-1/4F	1/4" Female

Plug Valve


A compact quarter turn on-off valve for many applications. Low profile handle is suited for use on airblast sprayers. Maximum operating pressure is 27 bar. Brass with Celcon® handle.



23220

Plug Valve No.	Connections in NPT
23220-1/4F x 1/4F	1/4" (F) x 1/4" (F)
23220-1/8F x 1/8F	1/8" (F) x 1/8" (F)
23220-1/4M x T	1/4" (M) x 1 1/16" -16 (M)
23220-1/4F x T	1/4" (F) x 1 1/16" -16 (M)
23220-1/4M x 1/4F	1/4" (M) x 1/4" (F)
23220-1/4F x 1/4M	1/4" (F) x 1/4" (M)

Typical Assembly with Ceramic Disc and Core



*Use 20229-NY gasket when 4514-NY nylon slotted strainer is not used.